



DE VALK  
YACHT BROKERS

Shilovs Charter

HANSE 630 CE



DE VALK  
YACHT BROKERS

## KOMMENTARE DES MAKLERS

The Hanse 630 ce "Karina" is a sea keeping, well-maintained and fully equipped fast cruising sloop. Designed by the well known judel / vrolijk & co. A unique boat with targa arch above the cockpit with the main sheet track on it. On deck you find a huge cockpit with a dining area for 6-8 guests. Wide side decks with raised coaming allow safe movement on deck. Single-handed cockpit layout, due to lead back halyards and sheets. High quality Mahogany interior. Perfect charter yacht with skipper cabin and charter equipment.

*Paul Galle*

## TECHNISCHE DATEN

|                      |                            |                   |                             |
|----------------------|----------------------------|-------------------|-----------------------------|
| <b>Maße</b>          | 19.00 x 5.20 x 3.00 (m)    | <b>Werft</b>      | Hanse Yachts AG, Greifswald |
| <b>Baujahr</b>       | 2006                       | <b>Kabinen</b>    | 6                           |
| <b>Material</b>      | GFK                        | <b>Kojen</b>      | 12                          |
| <b>Motor(en)</b>     | 1 x Yanmar 4SH3 HTE diesel | <b>PS/kW</b>      | 125.03 (PS), 91.90 (kW)     |
| <b>Verkaufspreis</b> | verkauft (MwSt. )          | <b>Liegeplatz</b> | contact sales office        |

## KONTAKT

|                     |  |                |                  |
|---------------------|--|----------------|------------------|
| <b>Verkaufsbüro</b> | De Valk Palma  | <b>Telefon</b> | +34 971 40 29 11 |
| <b>Adresse</b>      | Port. Cala Nova, Avda. Joan Miro, 327<br>07015 Palma de Mallorca<br>ES | <b>E-Mail</b>  | palma@devalk.nl  |

## HAFTUNGSAUSSCHLUSS

Diese Angaben erfolgen nach bestem Wissen, können jedoch nicht garantiert werden.



## ALLGEMEIN

|                                |                                  |
|--------------------------------|----------------------------------|
| <b>Modell</b>                  | HANSE 630 CE                     |
| <b>Typ</b>                     | Segelyacht                       |
| <b>Rumpflänge (m)</b>          | 19,00                            |
| <b>Breite (m)</b>              | 5,20                             |
| <b>Tiefgang (m)</b>            | 3,00                             |
| <b>Stehhöhe (m)</b>            | 2,10                             |
| <b>Baujahr</b>                 | 2006                             |
| <b>Werft</b>                   | Hanse Yachts AG, Greifswald      |
| <b>Land</b>                    | Deutschland                      |
| <b>Entwerfer</b>               | Judel/Vrolijk & co - engineering |
| <b>Rumpfmateral</b>            | GFK                              |
| <b>Material Aufbauten</b>      | GFK                              |
| <b>Deckmaterial</b>            | GFK                              |
| <b>Deck Finish</b>             | Teak                             |
| <b>Pflicht Bedeckung</b>       | Teak                             |
| <b>Treibstofftank (Liter)</b>  | Edelstahl Ca. 1000               |
| <b>Trinkwassertank (Liter)</b> | Edelstahl Ca. 800                |
| <b>Fäkaelien Tank (Liter)</b>  | Ca. 380                          |
| <b>Radsteuerung</b>            | Double                           |

## UNTERKUNFT

|                     |                                 |
|---------------------|---------------------------------|
| <b>Kabinen</b>      | 6                               |
| <b>Kojen</b>        | 12                              |
| <b>Heizung</b>      | Combi Clima EV8                 |
| <b>Klima Anlage</b> | Slit EH 8000, BTW 1.300 watt 4x |
| <b>Spülbecken</b>   | ja                              |
| <b>Herd</b>         | Gas                             |
| <b>Ofen</b>         | ja                              |
| <b>Dunstabsauge</b> | ja                              |
| <b>Mikrowelle</b>   | With grill                      |



|                   |             |
|-------------------|-------------|
| Kuhlschrank       | 220V        |
| Gefriertruhe      | ja          |
| Warmwasser System | ja          |
| Schnellkoch Kanne | ja          |
| Kaffeemaschine    | ja          |
| Länge Bett (m)    | 2,00        |
| Badezimmer        | 6x          |
| Toilet            | 6x          |
| Toilette System   | elektrisch  |
| Handwaschbecken   | 6x          |
| Gästekabine 1     | 4x (2 pers) |
| Gästekabine 2     | 2x (1 pers) |

## MASCHINEN

|                            |                |
|----------------------------|----------------|
| Motoranzahl                | 1              |
| Marke                      | Yanmar         |
| Typ                        | 4SH3 HTE       |
| PS                         | 125,03         |
| kW                         | 91,90          |
| Kraftstoffart              | Diesel         |
| Höchstgeschwindigkeit (Kn) | 7              |
| Marschgeschwindigkeit (Kn) | 6.00           |
| Verbrauch (l/h)            | 8.00           |
| Reichweite (nm)            | 750            |
| Motorstunden               | Ca. 3100       |
| Antrieb                    | Schraubenwelle |
| Bugschraube                | ja             |
| Propeller Typ              | falt           |
| Propellerblätter           | 4              |
| Elektrische Bilgenpumpe    | ja             |
| Elektrische Anlage         | 24V/220V       |



|                           |  |
|---------------------------|--|
| <b>Generator</b>          | 10 kW  |
| <b>Batterie Ladegerat</b> | 1x Centaur 40A/12V and 1x Mastervolt 50A/24V |
| <b>Umwandler</b>          | 2x Mastervolt - 1x 2000 W, 1x 2500 W         |
| <b>Wasserbereiter</b>     | 2x 12v/220v 60 p/h                           |
| <b>Weitere Info</b>       | ja   |

## NAVIGATION

|                            |   |
|----------------------------|---|
| <b>Kompass</b>             | Platimo                                 |
| <b>Tiefenanziege</b>       | Simrad                                  |
| <b>Logge</b>               | Simrad                                  |
| <b>Tochter anzeige</b>     | GPS and plotter (Simrad)                |
| <b>UKW</b>                 | Simrad                                  |
| <b>Autopilot</b>           | Simrad                                  |
| <b>Ruderwinkel Anzeige</b> | Simrad                                  |
| <b>Radar</b>               | Simrad                                  |
| <b>Plotter</b>             | Simrad                                  |
| <b>Wetter Empfänger</b>    | ja                                      |
| <b>Suchscheinwerfer</b>    | ja                                      |
| <b>Weitere Info</b>        | Board phone: Iridium Fishfinder: Simrad |

## AUSRÜSTUNG

|                        |                         |
|------------------------|-------------------------|
| <b>Spritzverdek</b>    | ja                      |
| <b>Bimini</b>          | ja                      |
| <b>Cockpit Polster</b> | ja                      |
| <b>Badeplattform</b>   | ja                      |
| <b>Badeleiter</b>      | ja                      |
| <b>Gangway</b>         | ja                      |
| <b>Heckdusche</b>      | ja                      |
| <b>Anker</b>           | Delta                   |
| <b>Ankerkette</b>      | Edelstahl 100 m - 12 mm |
| <b>Ankerwinde</b>      | 2x (1x back up)         |



|                              |           |
|------------------------------|-----------|
| Deckwasche                   | ja        |
| Beiboot                      | ja        |
| Davits                       | ja        |
| See Reling                   | ja        |
| Rettungsinsel (Pers)         | 10 pers   |
| Letzte Wartung Rettungsinsel | 2013      |
| Schwimvesten                 | 13x       |
| Rettungsboje                 | 13x       |
| Horn                         | ja        |
| Fenderkissen                 | ja        |
| TV                           | ja        |
| Satellit                     | ja        |
| Radio-CD Spieler             | ja        |
| DVD Spieler                  | ja        |
| Lautsprecher im Pflicht      | ja        |
| Uhr - Barometer              | La Grasse |
| Feuerloscher                 | ja        |
| Automatische Löschesystem    | ja        |

## RIGG

|                        |  |
|------------------------|--|
| Rig                    | Sloop  |
| Marke Mast             | Sparcraft                                      |
| Material Mast          | Aluminium                                      |
| Großsegel-Persenning   | Lazy Jacks                                     |
| Durchelatted großsegel | UK Sailsmakers - Tape Drive Car. - 120 sqm     |
| Genua I                | ja   |
| Genua III              | UK Sailsmakers - Tape Drive Car. - 85 sqm      |
| Gennaker               | With cover                                     |
| Trysegel               | UK Sailsmakers - Dacron - 37 sqm               |
| Sturmfock              | UK Sailsmakers - Dacron/Spetra Basis - 137 sqm |
| Selbstwende Anlage     | UK Sailsmakers - Tape Drive Car. - 81 sqm      |



**Multifunktional Winschen**

8x electric and 4x manual

**Spi-Baum**


Aluminium 2x

**Weitere Info**

ja




# HANSE 630 CE







# HANSE 630 CE




# HANSE 630 CE




# HANSE 630 CE





# HANSE 630 CE



# HANSE 630 CE



# HANSE 630 CE



# HANSE 630 CE



# HANSE 630 CE








# HANSE 630 CE



# HANSE 630 CE



# HANSE 630 CE



# HANSE 630 CE



# HANSE 630 CE



# HANSE 630 CE

