



DE VALK
YACHT BROKERS



RO/PAX DOUBLE ENDED FERRY 72 M



DE VALK
YACHT BROKERS

RO/PAX DOUBLE ENDED FERRY 72 M

KOMMENTARE DES MAKLERS

RO-RO & Passengers Ferry constructed in 2004 and she has been used as Land Craft for local connection between an island and the mainland. Very well maintained by the owner who has been the same since new. Ferry boat in top condition as if new. PAX capacity 406. Cars: 80

Sofia Iliia-Salvanou

TECHNISCHE DATEN

Maße	73.00 x 15.00 x 2.04 (m)	Werft	KANELLOU BROS PERAMA
Baujahr	2004	Kabinen	
Material	Stahl	Kojen	
Motor(en)	4 x IVECO AIFO C13 ENT M5 diesel	PS/kW	4 x 2,000.00 (PS), 1,472.00 (kW)
Angebotspreis	€ 3.300.000 (MwSt. Nicht bezahlt)	Liegeplatz	elsewhere / nicht im Verkaufsbüro

KONTAKT

Verkaufsbüro	De Valk Corfu	Telefon	(+30) 6948681503
Adresse	New Port of Corfu, near Gouvia Marina 490 83 Corfu GR	E-Mail	corfu@devalk.nl

HAFTUNGSAUSSCHLUSS

Diese Angaben erfolgen nach bestem Wissen, können jedoch nicht garantiert werden.



RO/PAX DOUBLE ENDED FERRY 72 M

ALLGEMEIN

Modell	RO/PAX DOUBLE ENDED FERRY 72 M
Typ	Motoryacht
Rumpflänge (m)	73,00
Wasserlinienlänge (m)	55,00
Breite (m)	15,00
Tiefgang (m)	2,04
Baujahr	2004
Werft	KANELLOU BROS PERAMA
Land	Griechenland
Brutto tonnage	885 T
Netto tonnage	275
Rumpfmateral	Stahl
Treibstofftank (Liter)	ja
Trinkwassertank (Liter)	ja
Fäkaelien Tank (Liter)	21,34 M2
Radsteuerung	ja
Weitere Info	4 X 15 Kw WINCHES: 2 for anchors & 2 for ramps
Weitere Info	Fuel consumption: at 1000 RPM: 100Lt /h, at 1200 RPM: 180 Lt/h,
Weitere Info	At 1400 RPM: FUEL CONSUMPTION 220 Lt/h, at 1600 RPM: 260 Lt/h

UNTERKUNFT

Mannschaftskabine	5 (2 single plus 3 cabins with twin beds)
Klima Anlage	4 units (3 for the saloon plus 1 for cabins and helm station)

MASCHINEN

Motoranzahl	4
Marke	IVECO
Typ	AIFO C13 ENT M5



RO/PAX DOUBLE ENDED FERRY 72 M

PS	2000
kW	1472
Kraftstoffart	Diesel
Überholung im Jahr	Nr 2 engine on 15.02.2024
Höchstgeschwindigkeit (Kn)	12
Marschgeschwindigkeit (Kn)	7
Verbrauch (l/h)	332
Motorstunden	13.600
Kühlungssystem Motor	FUEL CONSUMPTION at 2100 RPM: 332 Lt/h
Antrieb	Z-drive
Propeller Typ	4 X SST2000 (SCHOTTEL)
Elektrische Bilgenpumpe	ja
Generator	380V
Generator 2	X 2 (380V X20
Batterien	ja
Weitere Info	Engs Hrs: N1: 33.400 h Nr 2 33.100h, Nr 3 14.000 h Nr 4:13.600h
Weitere Info	Generators x3. Nr1 21500 hours, Nr2 8800 h, Nr3 30559hours
Weitere Info	4 x 5,5 Kw pumps for general use & for fire

NAVIGATION

Kompass	RITCHIE POWERDAMP-magnetic
Tiefenanziege	KODEN CVS 118 X1
UKW	ICOM x 2 (IC M330 & IC M323)
Autopilot	VETH
Radar	KODEN MDC
GPS	GEONAV X 1
Plotter	GECNAN 6 SUNSHINE X 1
AIS Transponder	ja
Navigation Beleuchtung	ja



AUSRÜSTUNG


Anker	ja
Ankerkette	ja
Rettungsinsel	13 x 20 pax each
Rettungsinsel (Pers)	Container 260
Schwimvesten	448 for adults plus 40 for children
Rettungsboje	ja
Fenderkissen	ja
Festmacher	ja
Reserve Teilen	ja
Werkzeug	ja
Feuerlöscher	Portable: 25 extinguishers
Weitere Info	2 marine sea water pumps for fire fighting
Weitere Info	Means of stopping fuel and air in case of an emergency
Weitere Info	2 diesel pumps x 0,88Kw, 2 water pumps x1,7Kw & 1x 0,88 MARPOL





RO/PAX DOUBLE ENDED FERRY 72 M





RO/PAX DOUBLE ENDED FERRY 72 M




RO/PAX DOUBLE ENDED FERRY 72 M





RO/PAX DOUBLE ENDED FERRY 72 M




RO/PAX DOUBLE ENDED FERRY 72 M





RO/PAX DOUBLE ENDED FERRY 72 M




RO/PAX DOUBLE ENDED FERRY 72 M



RO/PAX DOUBLE ENDED FERRY 72 M





RO/PAX DOUBLE ENDED FERRY 72 M





RO/PAX DOUBLE ENDED FERRY 72 M




RO/PAX DOUBLE ENDED FERRY 72 M



RO/PAX DOUBLE ENDED FERRY 72 M



RO/PAX DOUBLE ENDED FERRY 72 M



RO/PAX DOUBLE ENDED FERRY 72 M




RO/PAX DOUBLE ENDED FERRY 72 M



RO/PAX DOUBLE ENDED FERRY 72 M




RO/PAX DOUBLE ENDED FERRY 72 M




RO/PAX DOUBLE ENDED FERRY 72 M



RO/PAX DOUBLE ENDED FERRY 72 M



RO/PAX DOUBLE ENDED FERRY 72 M



RO/PAX DOUBLE ENDED FERRY 72 M

