



DE VALK
YACHT BROKERS



BENETEAU OCEANIS CLIPPER 42 CC



DE VALK
YACHT BROKERS

KOMMENTARE DES MAKLERS

Beneteau Oceanis Clipper 42 CC center cockpit , owners version, offers all you want for long stay and living aboard. An easy to handle sail plan and impressive option list make her a fantastic sailing yacht for a couple with a small family. She has a great living space with an enormous owners cabin and she has been kept in absolute top maintained condition.

Sofia Iliia-Salvanou

TECHNISCHE DATEN

Maße	12.74 x 3.91 x 1.80 (m)	Werft	BENETEAU
Baujahr	2005	Kabinen	2
Material	GFK	Kojen	6
Motor(en)	1 x YANMAR 4JH3-TE diesel	PS/kW	75.00 (PS), 55.20 (kW)
Angebotspreis	verkauft (MwSt.)	Liegeplatz	beim Verkaufsbüro

KONTAKT

Verkaufsbüro	De Valk Corfu	Telefon	(+30) 6948681503
Adresse	New Port of Corfu, near Gouvia Marina 490 83 Corfu GR	E-Mail	corfu@devalk.nl

HAFTUNGSAUSSCHLUSS

Diese Angaben erfolgen nach bestem Wissen, können jedoch nicht garantiert werden.



ALLGEMEIN

Modell	BENETEAU OCEANIS CLIPPER 42 CC
Typ	Segelyacht
Rumpflänge (m)	12,74
Wasserlinienlänge (m)	11,70
Breite (m)	3,91
Tiefgang (m)	1,80
Durchfahrtshöhe (m)	16,15
Stehhöhe (m)	1,90
Baujahr	2005
Lancierung	2007
Werft	BENETEAU
Land	Frankreich
Entwerfer	Jean Mari Finot
Gewicht (t)	8,96
Ballast (Ton)	Gusseisen mit Blei 2,5
Brutto tonnage	17,5
CE Norm	B
Rumpfmateral	GFK
Rumpffarbe	Weiß
Rumpfform	Rundspant
Art Kiel	Flossen Kiel mit Wulst
Stossliste	Edelstahl
Deckmaterial	GFK
Deck Finish	synthetisches Teak
Deck Finish Aufbauten	Antirutsch Belag
Pflicht Bedeckung	synthetisches Teak
Fenster Einfassung	Aluminium
Fenster Material	Perspex
Decksluke	LEWMAR
Bullauge	Aluminium



Treibstofftank (Liter)	Kunststoff
Treibstofftank 2 (Liter)	Kunststoff
Füllstandsanzeige (Treibstofftank)	Gauge
Treibstoff Tagestank (Liter)	254
Trinkwassertank (Liter)	Kunststoff 500 in 2 tanks
Fäkalien Tank (Liter)	Kunststoff 70
Füllstandsanzeige (Fäkalientank)	Gauge
Radsteuerung	hydraulik
Aussen Steuerung	ja
Not-Pinne	ja
Weitere Info Rumpf	Excellent condition

UNTERKUNFT

Kabinen	2
Kojen	6
Einteilung	2 cabins version
Fussboden	Holz
Salon	ja
Heizung	Diesel Heißluft Webasto
Kartentisch	ja
Dinette	ja
Dinette zum umbauen	ja
Kombüse	ja
Arbeitsfläche	Duropol
Spülbecken	Edelstahl
Herd	Gas
Ofen	ja
Kuhlschrank	ja
Warmwasser System	220V
Wasserdruck System	elektrisch
Hand und/oder Fusspumpe	ja



Geschirrausstattung	ja
Eignerkabine	Doppelbett
Länge Bett (m)	1,90 x 1,60
Kleiderschrank	hängend/Schublad/Regale
Badezimmer	en suite
Toilet	en suite
Toilette System	elektrisch
Handwaschbecken	im Badezimmer
Dusche	en suite
Gästekabine 1	Doppelbett
Länge Bett (m)	1,80
Kleiderschrank	Schubladen und Regale
Badezimmer	en suite
Toilette	en suite
Toilette System	elektrisch
Handwaschbecken	im Badezimmer
Dusche	en suite

MASCHINEN

Motoranzahl	1
Marke	YANMAR
Typ	4JH3-TE
PS	75
kW	55.20
Kraftstoffart	Diesel
Installiert im Jahr	2006
Höchstgeschwindigkeit (Kn)	9
Marschgeschwindigkeit (Kn)	6
Verbrauch (l/h)	4
Reichweite (nm)	380
Motorstunden	1301



Kühlungssystem Motor	indirekte Wärmetauscher
Antrieb	Saildrive
Motor bedienung	Seilzug Kabel
Gewende getriebe	hydraulic
Batterien	ja
Starterbatterie	100AH
Versorgungsbatterie	3X140AH 1X Lithium BOS LE300 56AH
Batterie Ladegerat	Dolphin
Umwandler	Mastervolt 700W
Solar panele	4x 100 Watt Flinsolar + Victron MPPT 75/15
Landstrom	mit Kabel

NAVIGATION

Kompass	ja
Tiefenanziege	ja
Tiefenanziege/Logge	ja
Logge	ja
Windlupe anzeige	ja
UKW	ja
Autopilot	ja
Radar	ja
Radar/GPS/Plotter	Garmin GPSMap 923 xsv + Radar GMR18 HD3
Elektronische Kart(en)	ja
Navigation Beleuchtung	ja

AUSRÜSTUNG

Feste Fenster	ja
Bimini	ja
Cockpit Tisch	ja
Badeplattform	Foldable
Badeleiter	ja



BENETEAU OCEANIS CLIPPER 42 CC

Gangway	ja
Heckdusche	ja
Anker	ja
Ankerkette	50
Ankerwinde	handbetrieben
Heck Ankerwinde	elektrisch
Beiboot	ja
Ausserborder	2.3 HP Honda
Davits	Edelstahl
See Reling	Edelstahl
Seiten-Einstieg Seereling	ja
Rettungsinsel	Container 2023
Letzte Wartung Rettungsinsel	2023
Schwimvesten	ja
Markierboje	ja
Sicherheitsleine auf Deck	ja
Leinenschneider	ja
Fenderkissen	ja
Festmacher	ja
Reserve Teilen	ja
Werkzeug	ja
Alarmsystem	ja
Radio-CD Spieler	ja
Lautsprecher im Pflicht	ja
Lautsprecher im Salon	ja
Uhr - Barometer	ja
Feuerloscher	ja
Feuerloscher in Maschine Raum	New
Automatische Löschesystem	ja

RIGG




Rig	ja
Stehendes Gut	ja
Material Mast	Aluminium
Salings	ja
Großsegel	ja
Genua	Furling



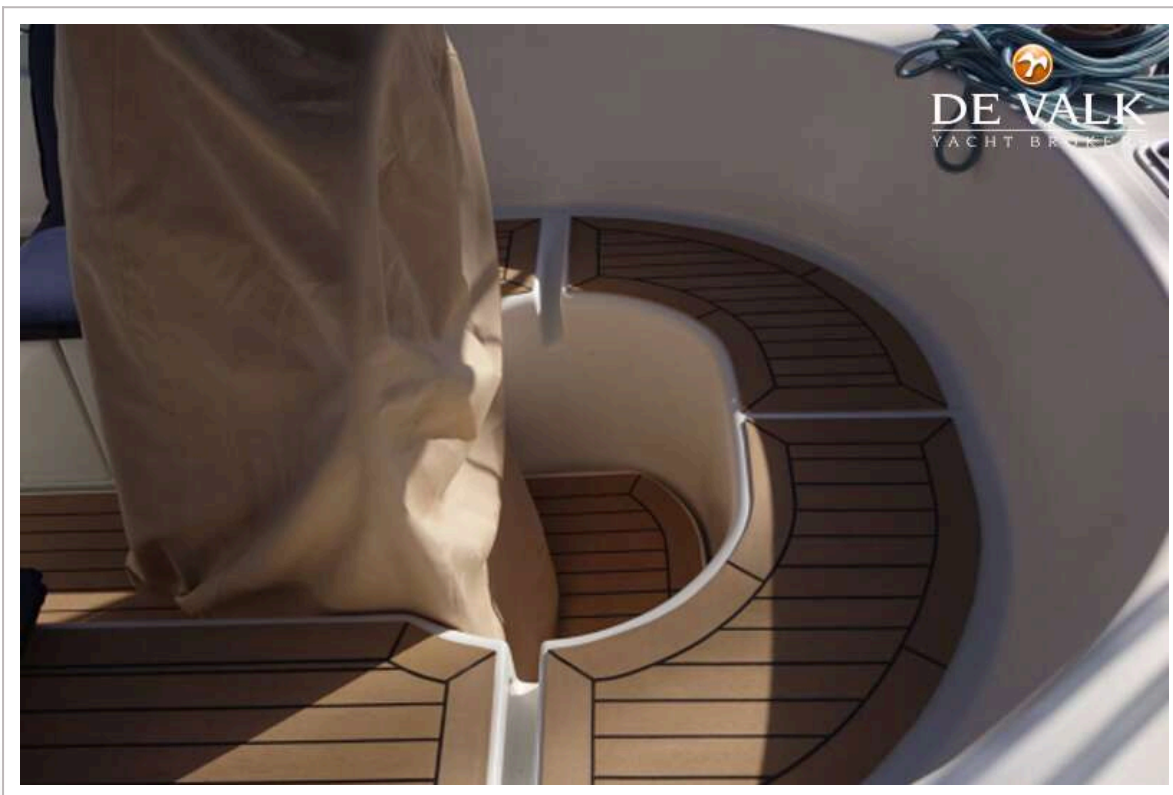
BENETEAU OCEANIS CLIPPER 42 CC



BENETEAU OCEANIS CLIPPER 42 CC



BENETEAU OCEANIS CLIPPER 42 CC



BENETEAU OCEANIS CLIPPER 42 CC



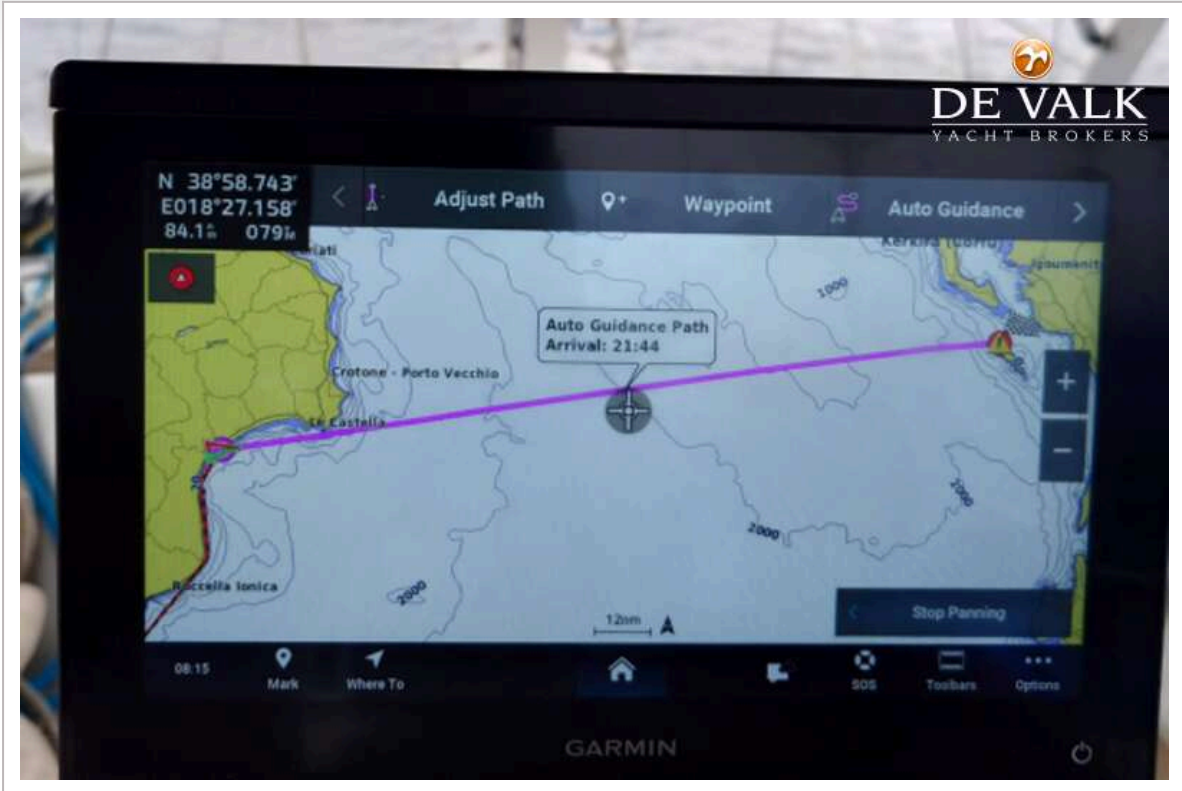
BENETEAU OCEANIS CLIPPER 42 CC





BENETEAU OCEANIS CLIPPER 42 CC





BENETEAU OCEANIS CLIPPER 42 CC



BENETEAU OCEANIS CLIPPER 42 CC



BENETEAU OCEANIS CLIPPER 42 CC




BENETEAU OCEANIS CLIPPER 42 CC





BENETEAU OCEANIS CLIPPER 42 CC




BENETEAU OCEANIS CLIPPER 42 CC





BENETEAU OCEANIS CLIPPER 42 CC





BENETEAU OCEANIS CLIPPER 42 CC



BENETEAU OCEANIS CLIPPER 42 CC



BENETEAU OCEANIS CLIPPER 42 CC



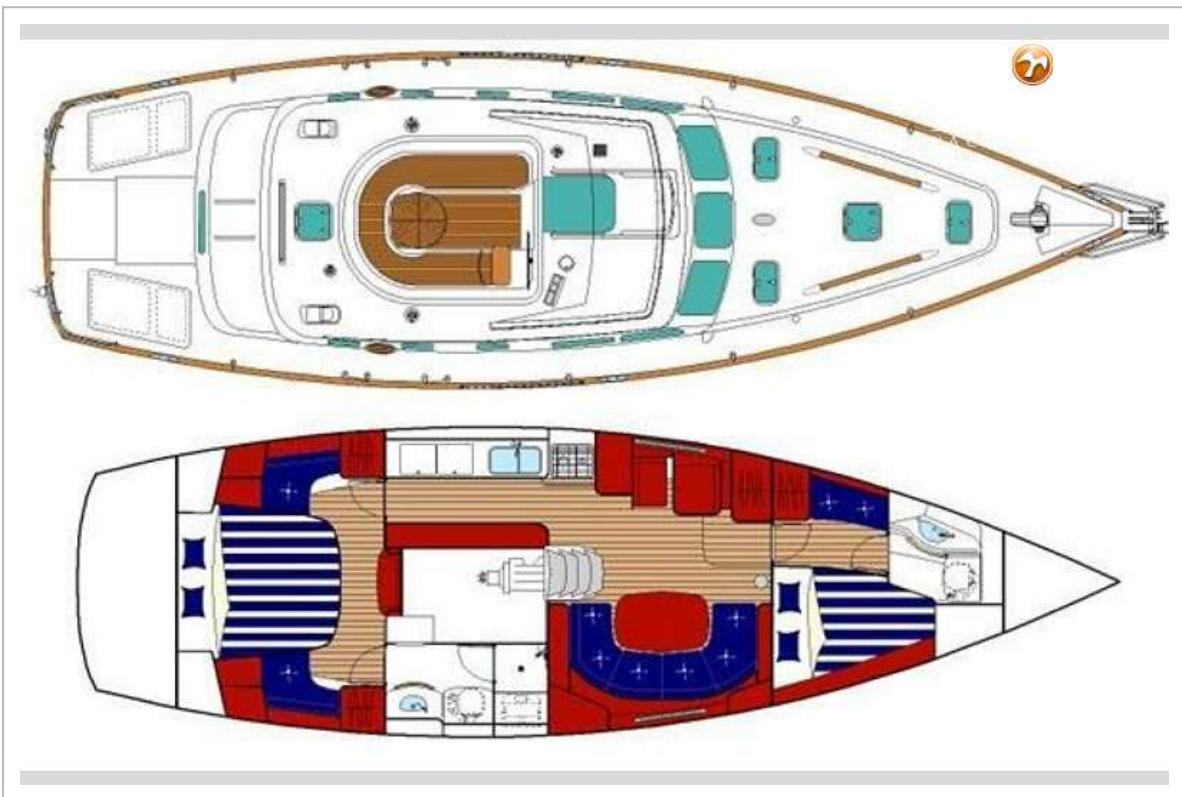
BENETEAU OCEANIS CLIPPER 42 CC



BENETEAU OCEANIS CLIPPER 42 CC



BENETEAU OCEANIS CLIPPER 42 CC



BENETEAU OCEANIS CLIPPER 42 CC

Océanis Clipper 42 CC

Design / Architectes Groupe Finot
Length overall / Longueur hors tout 13.23 m
Hull length / Longueur coque (LIP*) 12.74 m
LWL / Longueur flottaison 11.07 m
Hull beam / Largeur de coque (BB*) 3.91 m
Light displacement / Déplacement lège (MLC*) 8960 kg approx.
Standard draft / Tirant d'eau standard 1.80 m
Sail area / Surface de voilure 81.60 m ²
Mainsail area / Surface GV 40.81 m ²
Genoa area / Surface gînois 48 m ²
Fuel capacity / Réservoir carburant 240 L
Water capacity / Réservoir d'eau 543 L
Max. engine power offered / Puissance moteur max. proposé 76 cv
CE Certification A6/B8/C10

* According to / selon ISO 8666.

PRINCIPAL SPECIFICATIONS

- Design: Groupe Finot.
- Length overall: 13.23 m.
- Hull length: 12.74 m.
- Hull beam: 3.91 m.
- Light displacement: 8960 Kg.
- Draught (standard deep keel): 1.80 m.
- Air draught: 16.15 m.
- Fuel capacity: 240 L.
- Fresh water capacity: 543 L.
- Maximum engine power: 82 HP.
- Gross tonnage: 17.05 T.
- CE Certification: A6 / B8 / C10.

SAIL AREA

Designed sail area: **88.81 m²**

- Mainsail: 40.81 m².
- Genoa: 48 m².
- Spinnaker: 106.63 m².

SAIL PLAN

- I: 16.49 m.
- J: 4.37 m.
- P: 12.7 m.
- E: 5.79 m.
- LP: 6.12 m.

ON DECK

- 18 / 12 M.O s/s stem head fitting with 2 fairleads and rollers.
- 18 / 12 M.O s/s open pulpit with navigation lights.
- Stainless steel stern pulpits with life buoy support and teak outboard engine support closed by two covered guard rails.
- Stern pulpits with removable seats.
- LEROY SOMMER 1000 W up/down electric windlass.
- Self-draining anchor locker with 2 opening hatches and bitter end eye bolt.
- Teak capped bulwark surrounding the deck.
- 6 anodised aluminium mooring cleats with s/s protection on bulwark.
- Forestay chainplate with slats on the stemhead fitting.
- 2 s/s lower shroud chainplates, 2 s/s streamlined shroud chainplates.
- Anodised aluminium fuel and water fillers.
- 18 / 12 M.O s/s stanchions with two sets of covered s/s lifelines.

TECHNICAL SCHEDULE

- HULL -

The hull is single-skinned GRP construction. Reinforced points (keel, rudder, chain plates, hull-deck joint) help to strengthen the structure.

A single-skinned structural inner moulding is bonded and laminated to the hull. Its structural role is important as it takes and absorbs the stresses at pressure points (shroud chain plate tie rods, keel, rudder etc.) and spreads any loads **guaranteeing reduced strain on the hull.**

The surface material of the inner moulding makes **cleaning easier** and provides a **better finish.**

The standard hull colour is white with blue and silver livery. Steel Blue is available as an option.


- DECK -

The deck is sandwich construction (glass fibre and balsa) for an optimal strength/weight ratio, as well as excellent thermal and sound insulation.

A "diamond point" non-slip surface increases safety over all areas of movement on deck.



BENETEAU OCEANIS CLIPPER 42 CC



- CENTRAL COCKPIT -

- GRP canopy with opening windscreen in front of helmsman. Built-in companionway sprayhood.
- 1 HARKEN 40.2 STC halyard and manoeuvre winch
- 5 clutches for halyards and manoeuvres.
- 2 x HARKEN 46.2 STC genoa sheet winches.
- Hydraulic wheel mounted on forward starboard bulkhead.
- Leather covered s/s wheel.
- Control panel on cockpit bench seat facade.
- Engine control on bulkhead.
- Instruments panel.
- 12 V plug and mobile lamp.
- Teak laid bench seat.
- Removable cockpit teak laid hatch giving access to the engine room.
- 1 winch handle box.
- Emergency tiller.
- Adjustable helmsman seat.

- SPARS / RIGGING -

- Anodised aluminium deck stepped mast.
- 2 spreaders angled aft (20°).
- Spinnaker pole track on the mast.
- Partner fitting with articulated blocks to return halyards and reef lines to cockpit.
- Stainless steel wire rigging for shrouds, lower shrouds, forestay and twin backstays.
- Low stretch main halyard and genoa halyard.
- 2 automatic reefing lines.
- 1 mainsheet with blocks, 2 genoa sheets.
- 1 genoa furler with control line led back to cockpit.
- 1 boom topping lift.
- Rigid boom vang.

- SAILS -

- 1 semi batten mainsail with automatic reef system.
- "Easy bag" mainsail bag with lazy jacks.
- One 140% furling genoa with anti-UV protection strip.

INTERIOR ACCOMMODATION

- COMPANIONWAY -

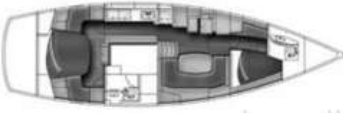
- 15 mm Altuglass sliding hatch.
- Twin varnished wooden companionway panels.
- 2 handrails.
- 4 moulded wood steps, integrated to the opening engine cover.
- Opening companionway panel on struts for access to engine compartment.


- SALOON TO PORT -

- Nav station.
- Chart table with partitioned storage place and moulded wood fiddle.
- Storage place.
- Panel for on board electronics.
- Tools drawer.
- Navigator's seat with locker.
- 1 Lewmar 688 x 175 fixed porthole with curtain.
- 1 920 x 208 hull fixed porthole with curtain.
- Large three-parts panoramic panel with rigid blinds.
- Lewmar 457 x 247 opening hatch with blind on coach roof.
- Halogen lamp.
- Wooden hull inner planking.

- SALOON TO STARTBOARD -

- Sliding saloon table with aluminium base.
- U shaped settee with cushions and backrests.
- Shelves, cupboards, bar furniture.
- Wooden hull inner planking.
- Storage lockers.
- Halogen lamp with independent switches.
- 1 Fixed hull 920 X 208 porthole with curtain.
- 1 Lewmar 627 X 171 opening porthole with curtain.
- 1 Lewmar 457 X 247 opening hatch with blind on coach roof.
- 1 Lewmar 688 X 175 fixed porthole with curtain.





- GALLEY IN PORT GANGWAY -

- Work surface with moulded wooden fiddle.
- Twin rectangular s/s sinks with chopping board.
- Hot/cold mixed tap.
- Foot pump for ice box discharge and sea water.
- Rubbish bin.
- Vegetable baskets.
- 220 V micro wave oven.
- 2 burners gimbaled s/s stove with protection bar.
- Cutlery drawer.
- Shelves and cupboards along side of the hull.
- Crockery shelf on starboard.
- 12 V, 170 L electric fridge with storage baskets.
- Halogen lamps with independent switches.
- Dust box in floor.
- 1 Lewmar 627 X 171 opening porthole with curtain.
- 2 Lewmar 347 X 171 opening portholes with curtains.

- AFT OWNER'S CABIN -

- 2.00 m x 1.50 m double berth with 120 mm thick mattress.
- 2 hanging lockers.
- Cupboards, shelves.
- Storage lockers.
- Seat with cushion on each side of the bed.
- Vanity/desk with mirror.
- Padded deck head lining.
- 2 Lewmar 347 x 171 opening portholes with curtains.
- Two 340 x 128 fixed hull portholes with curtains.
- 1 Lewmar 627 x 171 opening porthole with curtain aft.
- 1 Lewmar 507 x 392 opening hatch with blind on coach roof.
- Permanent ventilation through dorade vent.
- Halogen lamp and reading lights.

- AFT OWNER'S CABIN HEAD COMPARTMENT -

- One piece moulded for water tightness and easy cleaning.
- Marine toilet with hinged polyester cover.
- Polyester sink with hot/cold water mixer tap.
- Mirrors, cupboards, washing accessories.
- Shower with hot/cold water mixer tap.
- Electric pump for direct evacuation of used shower water into the sea.
- 2 Lewmar 347 x 171 opening portholes with curtains.
- Halogen and fluorescent lamps

- FORWARD CABIN -

- 1.95 m x 1.35 m double berth with mattress.
- Drawer and locker under berth.
- Hanging locker with seat on port.
- Lateral wooden inner planking.
- 1 Lewmar 507 x 392 opening hatch with blind on coach roof.
- Halogen lamp and reading lights.

- FORWARD HEAD COMPARTMENT -

- One piece moulded, equally equipped than the owner's head compartment.
- Opening 527 x 317 mm hatch with blind.

ENGINE EQUIPMENT*

- Engine mounting built into the inner mould.
- Engine compartment insulated with 40 mm foam.
- Lighting to engine compartment.
- Space for generator in engine compartment.
- Filter with sediment reservoir to fuel system.
- Propeller shaft protected by a skeg.
- Fixed three-blade propeller.
- 240 L fuel tank.

* See price list

28/10/2005 code Beneteau 068350 ANG

ELECTRICAL CIRCUIT

- 2 x 140 Amp service batteries.
- 1 x 110 Amp battery.
- 110 V / 220 V battery charger 20 Amp.
- 220 V shore power.
- 5 x 220 V sockets in saloon and galley.
- 12 V/16 functions electrical panel and one 12 V plug.
- Navigation lights.
- Mooring light.
- Deck spot.

WATER CIRCUIT

- One manual bilge pump in cockpit.
- One electric bilge pump.
- 2 Water tanks. (total capacity: 580 L approx).
- Cocks for tank selection.
- 42 L water heater.
- Water pump with expansion bottle.
- Pressurised fresh water unit with compression tank.





OCEANIS Clipper 42 CC



GAS CIRCUIT

- Locker for two gas bottles with air vent (conforms to US standards).

MISCELLANEOUS

- Maintenance kit.
- Owner's manual and user's guide.
- Owner's briefcase.
- 2 winch handles.

PACKS

- YACHT CLUB PACK -

- HARKEN 40.2 STCEH / 40.2 STC electric winch to port.
- Hot and cold cockpit shower.
- Waterproof cockpit speakers.
- Ground tackle: 20 Kg Danforth anchor, 32 m chain and 48 m warp.
- Mooring: 4 mooring warps and 6 fenders.
- 8 place settings.

- FI ELECTRONICS PACK -

- On steering wheel console:
 - ST60 wind instrument linked to masthead windvane anemometer with cable and junction box at foot of mast.
 - Raymarine ST60 Tridata instrument (linked to log and depth sounder transducers).
 - GPS plotter with C80LCD 8.4" multifunction colour screen compatible with Navionics Gold cartography.
 - Raymarine ST 6001 autopilot plus LSRV2.

- ELECTRONICS OPTIONS NOT INCLUDED IN PACK -

- Smart Controller autopilot remote control.
- PC Interface.
- Gyro compass sensor.
- Radar (radome only).

OTHER OPTIONS AVAILABLE

- Steel blue hull.
- Teak side decks.
- Spinnaker gear.
- In-mast furling.
- Scaysail furling gear with sail.
- Hydraulic gangway with remote control.
- Steering wheel on pivoting column.
- Bow thruster.
- Sun canopy with canopy panel.
- Cockpit cushions.
- Deck washdown pump in chain locker.

- Heating.
- Air conditioning.
- Supplementary battery and battery charger.
- Generator.
- Hob and oven with grill.
- 17" colour TV and radio/ DVD MP3 player.
- Double berth in saloon.
- Laminated soles.
- Windex windvane.
- Electric windlass control in cockpit.
- Rigid WC holding tanks.

