



RHEA 8.5 OPEN



**DE VALK**  
YACHT BROKERS

## BROKER'S COMMENTS

Rhea Marine shipyard designs and builds high-end, customizable boats, since 1996. INDY is a beautiful 850 m open, built in 2007 for her current owner. She is in absolutely macular condition and ready to go. Her very low consumption and her amazing seaworthiness makes her the ideal boat to own on the Riviera. She has the range to reach Corsica and back on one tank. Her owner kept her in brand new condition.

*Athos Cleanthous*

## SPECIFICATIONS

<b>Dimensions</b>	8.50 x 3.30 x 0.85 (m)	<b>Builder</b>	Rhea Marine
<b>Built</b>	2007	<b>Cabins</b>	1
<b>Material</b>	GRP	<b>Berths</b>	4
<b>Engine(s)</b>	1 x Nanni TD Inboard diesel	<b>Hp/Kw</b>	320.00 (hp), 235.20 (kw)
<b>Asking price</b>	sold (VAT )	<b>Lying</b>	contact Antibes

## CONTACT

<b>Sales office</b>	De Valk Antibes	<b>Telephone</b>	+33 492 91 0202
<b>Address</b>	2, Avenue de Verdun 06600 Antibes FR	<b>E-mail</b>	antibes@devalk.nl

## DISCLAIMER

These particulars are given in good faith as supplied but cannot be guaranteed.



## GENERAL

Model	RHEA 8.5 OPEN
Type	motor yacht
LOA (m)	8,50
Beam (m)	3,30
Draft (m)	0,85
Year built	2007
Builder	Rhea Marine
Country	France
Designer	Olivier Flahaut
Displacement (t)	4.5
Hull material	GRP
Hull colour	blue
Superstructure material	GRP
Deck material	GRP
Cockpit deck finish	anti-slip moulded in
Deckhatch	yes
Fuel tank (litre)	550
Level indicator (fuel tank)	yes
Freshwater tank (litre)	150
Level indicator (freshwater)	yes
Wheel steering	hydraulic
Outside helm position	hydraulic

## ACCOMMODATION

Cabins	1
Berths	4
Open cockpit	yes
Navigation center	yes
Dinette to convert into berth	yes
Sliding door to cockpit	yes



Galley	yes
Countertop	yes
Sink	stainless steel
Cooker	yes
Fridge	yes
Hot water system	220V
Water pressure system	electrical
Coffee maker	yes
Crockery	yes
Owners cabin	French bed
Wardrobe	drawers
Toilet	en suite
Toilet system	manual
Shower	en suite

## MACHINERY

No of engines	1
Make	Nanni TD
Type	Inboard
HP	320,00
kW	235,20
Fuel	diesel
Year installed	2007
Maximum speed (kn)	30
Cruising speed (kn)	27
Consumption (l/hr)	20
Range (nm)	400
Engine hours	360
Drive	shaft
Exhaust	watercooled
Propeller type	fixed



Electric bilge pump	yes
Bilge alarm	yes
Electrical installation	yes
Batteries	yes
Start battery	yes
Service battery	yes
Bowthruster battery	10 hp
Battery charger	yes
Inverter	yes
Shorepower	with cable

## NAVIGATION

Compass	yes
Depth sounder	yes
Log	yes
VHF	yes
Autopilot	yes
GPS	yes

## EQUIPMENT

Fixed windscreen	yes
Cockpit cover	yes
Bimini	yes
Cockpit cushions	yes
Cockpit table	yes
Bathing platform	yes
Boarding ladder	stainless steel
Transom door	yes
Anchor	yes
Anchor chain	yes
Windlass	yes



Lifejackets	yes
Horn	air pressure
Horn cover	yes
Binocular	yes
Radar reflector	yes
Fenders	yes
Mooring lines	yes
Radio-cd player	yes
Cockpit speakers	yes
Speakers in salon	yes
Speakers in cabin	yes
Fire extinguisher	yes





## RHEA 8.5 OPEN





## RHEA 8.5 OPEN






## RHEA 8.5 OPEN



## RHEA 8.5 OPEN





## RHEA 8.5 OPEN



## RHEA 8.5 OPEN





## RHEA 8.5 OPEN



## RHEA 8.5 OPEN





## RHEA 8.5 OPEN





## RHEA 8.5 OPEN





## RHEA 8.5 OPEN




## RHEA 8.5 OPEN





## RHEA 8.5 OPEN



## RHEA 8.5 OPEN

