



GRUNO 35 CLASSIC

GRUNO 35 CLASSIC

BROKER'S COMMENTS

This Gruno 35 Classic is ideal for enjoying a very comfortable stay on board as a couple or with family. This Gruno 35 has a beautiful classic line and also excellent handling performance. Because of its spacious layout in a beautiful blonde oak interior, you will not get bored inside. The "Dobber" is equipped with an inside and outside steering position, which makes sailing in bad weather pleasant. The Gruno 35 has a strong Vetus bow thruster, which makes manoeuvring very easy and smooth.

Jochem Heijermans

SPECIFICATIONS

Dimensions	11.20 x 3.90 x 0.90 (m)	Builder	Jachtwerf Gruno B.V.
Built	2002	Cabins	2
Material	Steel	Berths	6
Engine(s)	1 x Vetus Deutz DTA 43452A diesel	Hp/Kw	128.00 (hp), 94.08 (kw)
Asking price	sold (VAT)	Lying	elsewhere / Not at sales office

CONTACT

Sales office	De Valk Sint Annaland B.V.	Telephone	+31 (0)166 601 000
Address	Koelhuisweg 4 4697 RM Sint Annaland NL	E-mail	sintannaland@devalk.nl

DISCLAIMER

These particulars are given in good faith as supplied but cannot be guaranteed.



GENERAL

Model	GRUNO 35 CLASSIC
Type	motor yacht
LOA (m)	11,20
Beam (m)	3,90
Draft (m)	0,90
Air draft (m)	3,20
Headroom (m)	2,00
Year built	2002
Builder	Jachtwerf Gruno B.V.
Country	The Netherlands
Designer	Jachtwerf Gruno B.V.
Displacement (t)	12
CE norm	B
Hull material	steel
Hull colour	blue
Hull thickness (mm)	5
Hull shape	multi hard chine
Bilge keels	yes
Superstructure material	steel
Superstructure (mm)	4
Rubbing strake	fender rope
Deck material	steel
Deck finish	non-skid paint
Cockpit deck finish	non-skid paint
Window frame	aluminium
Window material	tempered glass
Deckhatch	3
Portholes	aluminium
Insulation	foam plates
Mast can be lowered	manual



Fuel tank (litre)	steel 500
Level indicator (fuel tank)	Vetus
Freshwater tank (litre)	stainless steel 500
Level indicator (freshwater)	Vetus
Blackwater tank (litre)	stainless steel
Level indicator (blackwater)	Wema
Blackwater tank extraction	deck extraction + pump
Greywater tank (litre)	yes
Level indicator (greywater)	Wema
Wheel steering	hydraulic
Inside helm position	yes
Emergency tiller	yes
Extra info	airdraft 3,20 with windows and sprayhood in up position, mast down

ACCOMMODATION

Cabins	2
Berths	6
Interior	oak
Floor	carpet
Aft deck	yes
Pilot house/deck saloon	with U shaped dinette
Headroom saloon (m)	2,00
Heating	diesel ducted hot air Eberspacher D5L
Aft Cabin	yes
Dinette	yes
Dinette to convert into berth	yes
Galley	yes
Countertop	plastic
Sink	stainless steel
Cooker	calor gas 4 burner Domatic



GRUNO 35 CLASSIC

Extractor	yes
Gas alarm	BEP Marine
Microwave/oven combi	(220v) Whirlpool Combi
Fridge	with freezer compartmen Coolmatic (12v)
Hot water system	220V + engine 50 ltr
Water pressure system	electrical
Coffee maker	yes
Owners cabin	double bed
Bed length (m)	2,00 x 1,65
Wardrobe	hanging and shelves
Bathroom	1
Toilet	shared
Toilet system	electric Broyeur 12v
Wash basin	in the bathroom
Shower	shared
Guest cabin 1	v-bed
Bed length (m)	2 x 2,05 x 0,80
Wardrobe	shelves
Washing machine/dryer combi	(220v) Candy Tempo
Extra info	water pressure system with UV-filter

MACHINERY

No of engines	1
Make	Vetus Deutz
Type	DTA 43452A
HP	128
kW	94,08
Fuel	diesel
Year installed	2002
Maximum speed (kn)	8
Cruising speed (kn)	6



Consumption (l/hr)	4,5
Engine hours	1865
Engine cooling system	freshwater heat exchanger
Drive	shaft
Engine controls	bowden cable
Gearbox	hydraulic
Bowthruster	electric Vetus 80 kgf
Exhaust	watercooled
Propeller type	fixed
Propeller blades	4
Propeller shaft material	stainless steel
Manual bilge pump	yes
Electric bilge pump	yes
Electrical installation	12V/220V
Generator	Mastervolt Whisper 3500
Running hours generator	295
Start battery	1 x
Service battery	2 x
Generator battery	Optima 12V 50Ah (2017)
Bowthruster battery	Optima 12V 50Ah (2017)
Battery monitor	Mastervolt
Battery charger/inverter	Mastervolt 12v/2000w/100amp
Diode battery combiners	yes
Shorepower	with cable

NAVIGATION

Electric compass	via autopilot
Depth sounder/log	Raymarine ST60 Tridata
VHF	Raymarine Ray VHF
Autopilot	Raymarine ST6001
Rudder angle indicator	via autopilot



Plotter/GPS

Simrad NSS7

EQUIPMENT

Fixed windscreen

can be folded down

Sprayhood

yes

Bimini

yes

Winter cover

yes

Cockpit table

yes

Cockpit chairs

yes

Bathing platform

yes

Boarding ladder

stainless steel

Anchor

Pool

Anchor chain

yes

Windlass

electrical Vetus

Capstan

Vetus

Deck wash

yes

Davits

stainless steel

Davits controls

manual

Sea railing

stainless steel

Grab rail (superstructure)

stainless steel

Railing side opening gates

2 x

Pushpit

yes

Pulpit

yes

Lifebuoy

yes

Wiper

4x

Horn

electric

Fenders

yes

Mooring lines

yes

Tools

yes

TV

yes

TV receiver

no abonnement



Radio-cd player	Pioneer
Speakers in salon	yes
Fire extinguisher	2 x
Latest extinguisher survey	(2017)
Extinguisher in engine room	needs inspection



GRUNO 35 CLASSIC



GRUNO 35 CLASSIC



GRUNO 35 CLASSIC



GRUNO 35 CLASSIC



GRUNO 35 CLASSIC



GRUNO 35 CLASSIC



GRUNO 35 CLASSIC



GRUNO 35 CLASSIC



GRUNO 35 CLASSIC




GRUNO 35 CLASSIC



GRUNO 35 CLASSIC



GRUNO 35 CLASSIC




GRUNO 35 CLASSIC




GRUNO 35 CLASSIC



GRUNO 35 CLASSIC



GRUNO 35 CLASSIC




GRUNO 35 CLASSIC



GRUNO 35 CLASSIC



GRUNO 35 CLASSIC



GRUNO 35 CLASSIC

