



FAIRLINE PHANTOM 50

FAIRLINE PHANTOM 50

BROKER'S COMMENTS

Magnificent Yacht from the famous Fairline Shipyard. The Phantom 50 is the top of the Fairline Phantom Range. Due to her stretch lines she looks sleek and fast. She is spacious inside with galley on saloon level. Compared to the smaller models this yacht feels more on track in the water on high speed with her D12 engines from Volvo Penta and the shape of the hull. Very well kept example.

Stef Struijk

SPECIFICATIONS

Dimensions	15.79 x 4.49 x 1.21 (m)	Builder	Fairline Boats PLC
Built	2008	Cabins	3
Material	GRP	Berths	6
Engine(s)	2 x Volvo Penta D12-715 diesel	Hp/Kw	2 x 715.00 (hp), 525.53 (kw)
Asking price	sold (VAT)	Lying	at sales office

CONTACT

Sales office	De Valk Sint Annaland B.V.	Telephone	+31 (0)166 601 000
Address	Koelhuisweg 4 4697 RM Sint Annaland NL	E-mail	sintannaland@devalk.nl

DISCLAIMER

These particulars are given in good faith as supplied but cannot be guaranteed.



GENERAL

Model	FAIRLINE PHANTOM 50
Type	motor yacht
LOA (m)	15,79
LWL (m)	15,24
Beam (m)	4,49
Draft (m)	1,21
Air draft (m)	5,16
Headroom (m)	1,91
Year built	2008
Builder	Fairline Boats PLC
Country	Great Britain
Designer	Bernard Olesinski
Displacement (t)	17,3
Hull material	GRP
Hull colour	white
Hull shape	deep-V
Superstructure material	GRP
Rubbing strake	rubber
Deck material	GRP
Deck finish	teak 2013
Superstructure deck finish	Teak on flybridge 2013
Cockpit deck finish	teak Origineel
Antifouling (year)	2014
Window material	tempered glass
Portholes	8
Flybridge	yes
Flybridge suncover	yes
Radar arch	non collapsible
Fuel tank (litre)	stainless steel 2x 990
Level indicator (fuel tank)	inside



FAIRLINE PHANTOM 50

Freshwater tank (litre)	GRP 600
Level indicator (freshwater)	inside
Blackwater tank (litre)	GRP 177
Level indicator (blackwater)	yes
Blackwater tank extraction	deck extraction + pump
Wheel steering	hydraulic
Inside helm position	yes
Flybridge helm position	hydraulic
Emergency tiller	yes

ACCOMMODATION

Cabins	3
Berths	6
Crew cabin	yes
Interior	cherry
Floor	carpet
Saloon	yes
Headroom saloon (m)	1,90
Air-conditioning	reverse cycle airco Vimar all cabins
Sliding door to cockpit	To saloon
Galley	yes
Countertop	granite
Sink	stainless steel 2x
Cooker	ceramic Kenyon (3x)
Oven	Sharp
Microwave	Sharp
Fridge	with freezer compartment Isotherm (4 in total)
Hot water system	220V + engine
Water pressure system	electrical
Dishwasher	Miele
Coffee maker	yes



FAIRLINE PHANTOM 50

Crockery	yes
Waste compactor	yes
Owners cabin	french bed
Bed length (m)	1,90
Wardrobe	hanging and drawers
Bathroom	en suite
Toilet	en suite
Toilet system	electric
Wash basin	in the bathroom
Shower	en suite
Guest cabin 1	twin single
Bed length (m)	1,90
Wardrobe	Hanging and shelves
Bathroom	shared
Toilet	shared
Toilet system	electric
Wash basin	in the bathroom
Shower	shared
Guest cabin 2	twin single
Bed length (m)	1,90
Wardrobe	Hanging and shelves
Bathroom	
Toilet	shared
Toilet system	electric
Wash basin	in the bathroom
Shower	shared
Bath tub	shared
Crew cabin(s)	incl. toilet and washbowl
Washing machine	Zanussi wash and dry

MACHINERY



FAIRLINE PHANTOM 50

No of engines	2
Make	Volvo Penta
Type	D12-715
HP	715
kW	525,53
Fuel	diesel
Year installed	2007
Maximum speed (kn)	32
Cruising speed (kn)	7
Engine hours	410
Engine cooling system	freshwater heat exchanger
Drive	shaft
Engine controls	electrical
Gearbox	hydraulic
Engine controls	electrical
Bowthruster	Sidepower SE100
Sternthruster	Sidepower SE170 (2013)
Gearbox	hydraulic
Exhaust	watercooled
Propeller type	fixed
Propeller shaft material	stainless steel
Shaft lubrication	water
Manual bilge pump	yes
Electric bilge pump	yes
Generator	Onan
Running hours generator	219
Start battery	2
Service battery	4 x 180amp/12v
Battery charger	Mastervolt
Shorepower	with cable
Trimtabs	yes



NAVIGATION

Compass	Danforth
Compass on flybridge	Danforth
Depth sounder	on flybridge and inside Ray Marine Tridata ST60
Log	on flybridge and inside Ray Marine Tridata ST60
VHF	Ray Marine Ray 2400
Autopilot	on flybridge Raymarine ST6003
Rudder angle indicator	yes
Radar/GPS/plotter	Raymarine E20
Electronic chart(s)	yes
Searchlight	yes

EQUIPMENT

Fixed windscreen	yes
Cockpit cover	yes
Bimini	yes
Cockpit cushions	yes
Cockpit table	Not included
Cockpit chairs	Not included
Bathing platform	yes
Boarding ladder	yes
Transom door	yes
Gangway	Berenzoni hydraulisch
Deck shower	Hot and cold
Anchor	CQR Plough
Anchor chain	46mtr.
Sea railing	stainless steel
Grab rail (superstructure)	stainless steel
Wiper	2
Horn	electric
Radar reflector	yes



FAIRLINE PHANTOM 50

Fenders	yes
Mooring lines	yes
TV	Flatscreen
Radio-cd player	with exchanger JVC
Cockpit speakers	yes
Speakers in salon	yes
Fire extinguisher	yes
Extinguisher in engine room	yes
Auto extinguisher system	yes



FAIRLINE PHANTOM 50



FAIRLINE PHANTOM 50



FAIRLINE PHANTOM 50



FAIRLINE PHANTOM 50



FAIRLINE PHANTOM 50



FAIRLINE PHANTOM 50



FAIRLINE PHANTOM 50





FAIRLINE PHANTOM 50



FAIRLINE PHANTOM 50



FAIRLINE PHANTOM 50



FAIRLINE PHANTOM 50



FAIRLINE PHANTOM 50




FAIRLINE PHANTOM 50




FAIRLINE PHANTOM 50




FAIRLINE PHANTOM 50




FAIRLINE PHANTOM 50





FAIRLINE PHANTOM 50



FAIRLINE PHANTOM 50



FAIRLINE PHANTOM 50



FAIRLINE PHANTOM 50

