



DE VALK
YACHT BROKERS



ENDURANCE 35 KETCH



DE VALK
YACHT BROKERS

ENDURANCE 35 KETCH

BROKER'S COMMENTS

Classic cutter-ketch with lots of recent renewals like engine, rigging, navigational equipment etc. Sturdy built with a deep safe cockpit and large saloon with panoramic view of the surroundings. Two cabins with ample storage and good size bunks.

Marc Weijenberg

SPECIFICATIONS

Dimensions	10.75 x 3.35 x 1.70 (m)	Builder	Belliure Calpe
Built	1979	Cabins	2
Material	GRP	Berths	7
Engine(s)	1 x Volvo Penta D2-40 diesel	Hp/Kw	39.00 (hp), 28.67 (kw)
Asking price	sold (VAT)	Lying	at sales office

CONTACT

Sales office	De Valk Sint Annaland B.V.	Telephone	+31 (0)166 601 000
Address	Koelhuisweg 4 4697 RM Sint Annaland NL	E-mail	sintannaland@devalk.nl

DISCLAIMER

These particulars are given in good faith as supplied but cannot be guaranteed.



ENDURANCE 35 KETCH

GENERAL

Model	ENDURANCE 35 KETCH
Type	sailing yacht
LOA (m)	10,75
LWL (m)	8,12
Beam (m)	3,35
Draft (m)	1,70
Air draft (m)	14,00
Headroom (m)	1,87
Year built	1979
Builder	Belliure Calpe
Country	Spain
Designer	Peter Ibold
Displacement (t)	8,4
Ballast (tonnes)	cast iron 3,5
Hull material	GRP
Hull colour	white
Hull shape	S-bilged
Superstructure material	GRP
Rubbing strake	wood
Deck material	GRP
Deck finish	anti-slip paint
Cockpit deck finish	teak
Window frame	aluminium
Window material	tempered glass
Fuel tank (litre)	polyethylene 150 (new 2012)
Level indicator (fuel tank)	yes
Freshwater tank (litre)	polyethylene 2 x 200
Wheel steering	mechanical
Extra info	Opening windows in superstructure. Teak in cockpit needs attention.



ENDURANCE 35 KETCH

ACCOMMODATION

Cabins	2
Berths	7
Interior	teak
Floor	teak
Saloon	yes
Headroom saloon (m)	1,87
Heating	central heating Heatpol stove
Chart table	yes
Dinette	yes
Galley	yes
Countertop	plastic
Cooker	calor gas Smev 3 burner
Oven	Smev
Fridge	12v Kissmann
Water pressure system	electrical
Owners cabin	double bed
Bed length (m)	+ extra single bed 1,96 x 1,33
Wardrobe	hanging and drawers
Bathroom	#1
Toilet	shared
Toilet system	manual
Wash basin	in the bathroom
Shower	shared Prepared/vorbereid
Guest cabin 1	v-bed
Bed length (m)	1,96 x 0,66
Wardrobe	shelves
Extra info	+ 1 pilot-berth

MACHINERY

No of engines	1
---------------	---



ENDURANCE 35 KETCH

Make	Volvo Penta
Type	D2-40
HP	39,00
kW	28,67
Fuel	diesel
Year installed	2009
Maximum speed (kn)	7
Cruising speed (kn)	6
Consumption (l/hr)	4
Engine hours	444
Engine cooling system	freshwater heat exchanger
Drive	shaft
Engine controls	bowden cable
Gearbox	mechanical Volvo Penta
Bowthruster	electric Vetus 3kW
Exhaust	watercooled
Propeller type	fixed
Propeller blades	3 x
Propeller shaft material	stainless steel
Manual bilge pump	1 x
Electric bilge pump	1 x
Electrical installation	12/220v
Batteries	yes
Start battery	80 amp
Service battery	220 amp
Bowthruster battery	1 x
Battery charger	Victron Phoenix 12v/30amp (2010)
Shorepower	with cable

NAVIGATION

Compass	needs service Sestrel
---------	-----------------------



ENDURANCE 35 KETCH

Electric compass	Raymarine ST60
Depth sounder	Raymarine ST60
Log	Raymarine ST60
Windset	Raymarine ST60
Repeater	at chart table Raymarine ST60 Mult
VHF	Navman 7100 (2009 + Atis)
Autopilot	+ remote Raymarine ST6001
Rudder angle indicator	VDO
Radar/GPS/plotter	Simrad NSS12 + broadband radar (2013)

EQUIPMENT

Sprayhood	yes
Cockpit cover	yes
Sun awning	also part wintercover
Cockpit table	yes
Boarding ladder	stainless steel 2009
Anchor	CQR Plough 35 Lbs (2012)
Anchor chain	60 mtr (8mm)
Windlass	electrical Lofrans Tigres 1000watt (2011)
Sea railing	stainless steel
Grab rail (superstructure)	teak
Pushpit	yes
Pulpit	yes
Life raft	valise (or bag) Plastimar
Life raft (pers)	4
Last life raft survey	2007
Danbuoy	yes
Fenders	yes
Mooring lines	yes

RIGGING



ENDURANCE 35 KETCH

Rigging	ketch-cutter
Standing rigging	wire
Brand mast	Neut Mast
Material mast	aluminium
Spreaders	1 x
Mainsail cover	yes
Fully battened mainsail	yes
Mizzen	yes
Mizzen sailcover	yes
Genoa	yes
Genoa furler	Harken 1.5
Genoa cover	yes
Staysail	on jib-boom
Self tacking jib installation	yes
Reefing System	slabreefing
Boomvang	tackle
Secondary sheet winch	2 x Lewmar 30
Genoa sheetwinches	2 x Lewmar 48
Halyard winches	3 x Lewmar
Spi-pole	aluminium



ENDURANCE 35 KETCH



ENDURANCE 35 KETCH




ENDURANCE 35 KETCH



ENDURANCE 35 KETCH



ENDURANCE 35 KETCH



ENDURANCE 35 KETCH




ENDURANCE 35 KETCH



ENDURANCE 35 KETCH




ENDURANCE 35 KETCH




ENDURANCE 35 KETCH



ENDURANCE 35 KETCH




ENDURANCE 35 KETCH



ENDURANCE 35 KETCH



ENDURANCE 35 KETCH



ENDURANCE 35 KETCH





ENDURANCE 35 KETCH



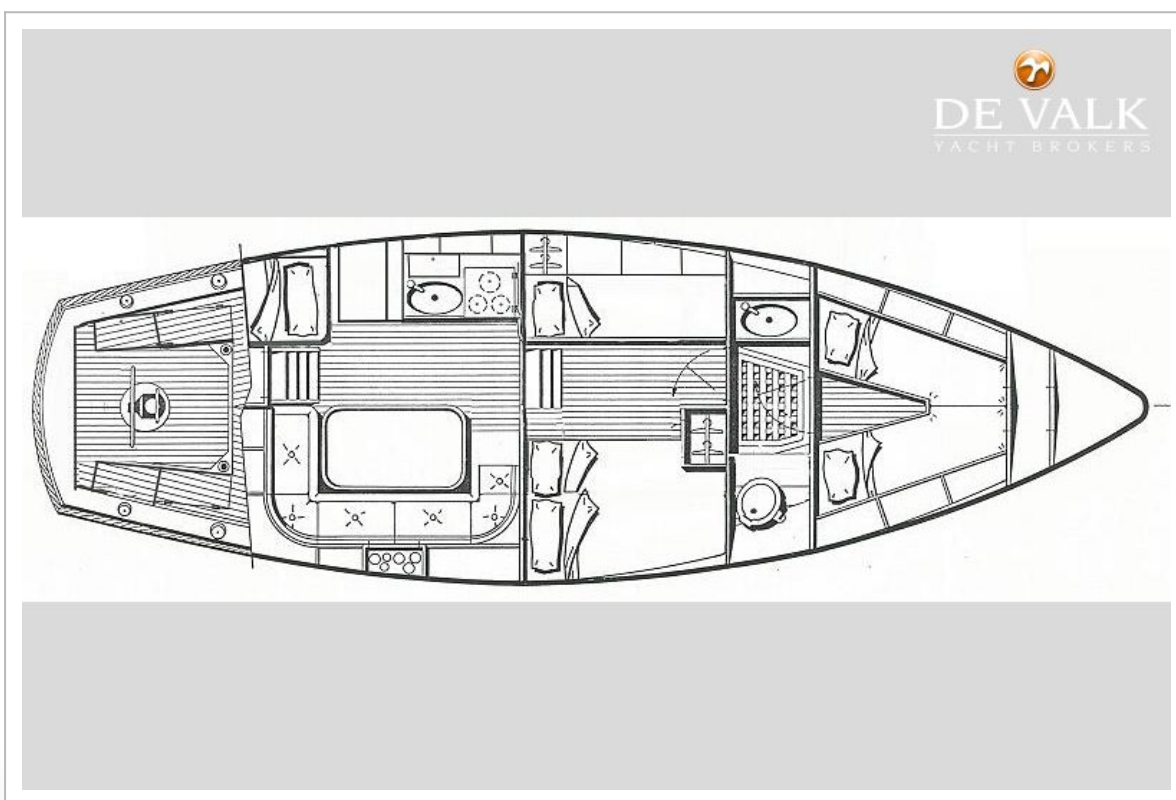

ENDURANCE 35 KETCH



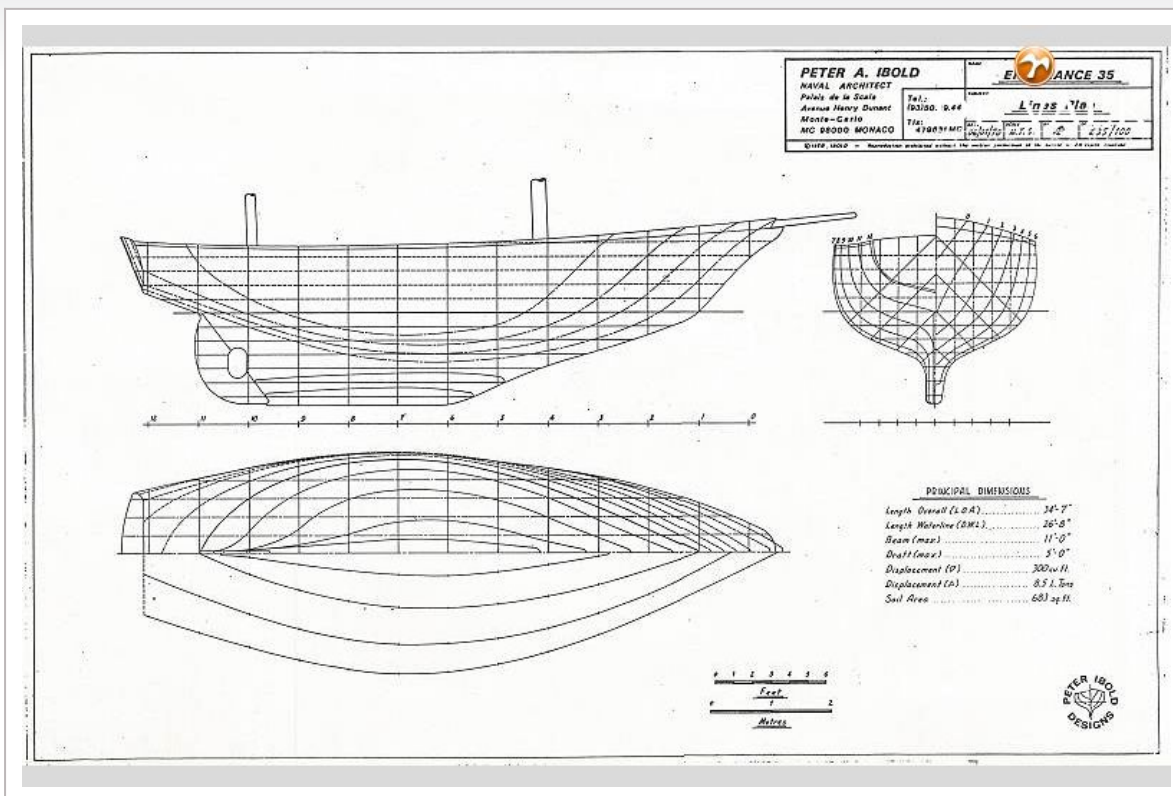
ENDURANCE 35 KETCH



ENDURANCE 35 KETCH



ENDURANCE 35 KETCH



ENDURANCE 35 KETCH

