



BAVARIA 40 CRUISER

BAVARIA 40 CRUISER

BROKER'S COMMENTS

Nice contemporary design by Bavaria with a good three cabin layout. Very comfortable saloon and ample sized cabins for friends and family. She comes well equipped with lots of good equipment and sails. Ideal cruiser for sailing the in- and offshore waters. She is from her first and only owner and has never been chartered.

Marc Weijenberg

SPECIFICATIONS

Dimensions	12.35 x 3.99 x 1.90 (m)	Builder	Bavaria Yachtbau GmbH
Built	2009	Cabins	3
Material	GRP	Berths	7
Engine(s)	1 x Volvo Penta D2-40 diesel	Hp/Kw	38.00 (hp), 27.93 (kw)
Asking price	sold (VAT)	Lying	elsewhere / Not at sales office

CONTACT

Sales office	De Valk Sint Annaland B.V.	Telephone	+31 (0)166 601 000
Address	Koelhuisweg 4 4697 RM Sint Annaland NL	E-mail	sintannaland@devalk.nl

DISCLAIMER

These particulars are given in good faith as supplied but cannot be guaranteed.



BAVARIA 40 CRUISER

GENERAL

Model	BAVARIA 40 CRUISER
Type	sailing yacht
LOA (m)	12,35
LWL (m)	10,75
Beam (m)	3,99
Draft (m)	1,90
Air draft (m)	18,00
Headroom (m)	1,95
Year built	2009
Builder	Bavaria Yachtbau GmbH
Country	Germany
Designer	J&J Design
Displacement (t)	8,5
Ballast (tonnes)	cast iron 2,6
CE norm	A
Hull material	GRP
Hull colour	white
Hull shape	roundbilged
Keel type	fin keel
Superstructure material	GRP
Deck material	GRP
Deck finish	teak
Cockpit deck finish	teak
Window frame	aluminium
Window material	perspex
Portholes	aluminium
Fuel tank (litre)	polyethylene 210
Freshwater tank (litre)	polyethylene 210 + 150
Blackwater tank (litre)	polyethylene 2 x
Blackwater tank extraction	deck extraction



BAVARIA 40 CRUISER

Wheel steering	cable steering 2 x Lewmar
Emergency tiller	yes
Extra info	stainless steel bow protection strip

ACCOMMODATION

Cabins	3
Berths	7
Interior	mahogany Bosse style
Floor	teak and holly
Saloon	with U-shaped dinette
Headroom saloon (m)	1,95
Heating	diesel ducted hot air Webasto Evo 5,5kW
Chart table	yes
Galley	yes
Sink	stainless steel
Cooker	calor gas Bavaria Yacht stainless 2 burner
Oven	in cooker
Microwave	Siemens
Fridge	Waeco Supercool 12v
Hot water system	220V + engine Quick boiler
Water pressure system	electrical
Owners cabin	double bed
Bed length (m)	1,90-2,20 x 1,65
Wardrobe	hanging/drawers/shelves
Bathroom	en suite I
Toilet	yes
Toilet system	manual Jabsco
Wash basin	in the bathroom
Guest cabin 1	double bed
Bed length (m)	2,00 x 1,45
Wardrobe	hanging



BAVARIA 40 CRUISER

Bathroom	shared II
Toilet	shared
Toilet system	manual Jabsco
Wash basin	in the bathroom
Shower	shared
Guest cabin 2	double bed
Bed length (m)	2,00 x 1,45
Extra info	The interior joinery has been done in the new Bosse style mahogany with has a very nice appeal. The owners cabin has a Neptune Latex mattress with slatted support for extra sleeping comfort. Upholstery in Caribic Blue and extra 12/220v sockets installed. The interior is nice and bright and well ventilated through the use of ample portholes and deck hatches.

MACHINERY

No of engines	1
Make	Volvo Penta
Type	D2-40
HP	38,00
kW	27,93
Fuel	diesel
Year installed	2009
Maximum speed (kn)	7,5
Cruising speed (kn)	6,5
Engine hours	398
Engine cooling system	freshwater heat exchanger
Drive	sail-drive
Engine controls	bowden cable
Gearbox	mechanical Volvo Penta Saildrive
Bowthruster	electric 8hp/95kgf 12v
Propeller type	folding
Propeller blades	3



BAVARIA 40 CRUISER

Manual bilge pump	yes
Electric bilge pump	yes
Electrical installation	12/220v
Start battery	1 x 88 amp ('09)
Service battery	2 x 140 amp ('09)
Bowthruster battery	2 x ('09)
Battery monitor	yes
Battery charger	automatic Quick
Shorepower	with cable

NAVIGATION

Compass	2 x Plastimo Olympic 135
Electric compass	Via Raymarine autopilot
Depth sounder	Raymarine ST60
Log	Raymarine ST60
Windset	Raymarine ST60
VHF	+ cockpit connection Raymarine 240E
Autopilot	+ remote control Raymarine ST6002
Radar/GPS/plotter	Raymarine C-80 + 4kW radar dome
Navtex	antenna needs to be mounted Clipper Navtex
Electronic chart(s)	1 x

EQUIPMENT

Sprayhood	yes
Bimini	yes
Cockpit table	yes
Bathing platform	electric actuators defect (easy to replace)
Boarding ladder	stainless steel
Deck shower	hot+cold
Anchor	CQR Plough
Anchor chain	Approx. 30 mtr.



BAVARIA 40 CRUISER

Windlass	electrical Quick Hector 12v
Sea railing	stainless steel
Grab rail (superstructure)	stainless steel
Railing side opening gates	yes
Pushpit	yes
Pulpit	yes
Lifebuoy	yes
Radar reflector	Tri-Lens
Fenders	yes
Mooring lines	yes
TV	Akai flatscreen
TV receiver	Hirschmann car-TV
Radio-cd player	Alpine
Speakers in salon	yes
Clock - barometer	yes
Extra info	3 color masthead light Glomex TV antenna

RIGGING

Rigging	sloop
Standing rigging	wire
Brand mast	Seldén
Material mast	aluminium
Spreaders	2 x
Fully battened mainsail	furling Elvström HT
Stoway mast	yes
High aspect	furling jib
Genoa	furling Elvström HT with UV strip
Genoa furler	Furlex 300S
Gennaker	with rocon Gaastra
Backstay adjuster	mechanical Seldén
Boomvang	mechanical Seldén Rodkicker



BAVARIA 40 CRUISER

Secondary sheet winch	for German sheeting 2 x Lewmar 40CST
Genoa sheetwinches	2 x Lewmar 48CST
Halyard winches	2 x Lewmar 40CST
Spi-pole	aluminium
Extra info	German sheeting system for easy mainsail handling Spi halyard



BAVARIA 40 CRUISER



BAVARIA 40 CRUISER




BAVARIA 40 CRUISER



BAVARIA 40 CRUISER



BAVARIA 40 CRUISER



BAVARIA 40 CRUISER



BAVARIA 40 CRUISER



BAVARIA 40 CRUISER




BAVARIA 40 CRUISER



BAVARIA 40 CRUISER



BAVARIA 40 CRUISER



BAVARIA 40 CRUISER



BAVARIA 40 CRUISER



BAVARIA 40 CRUISER



BAVARIA 40 CRUISER



BAVARIA 40 CRUISER



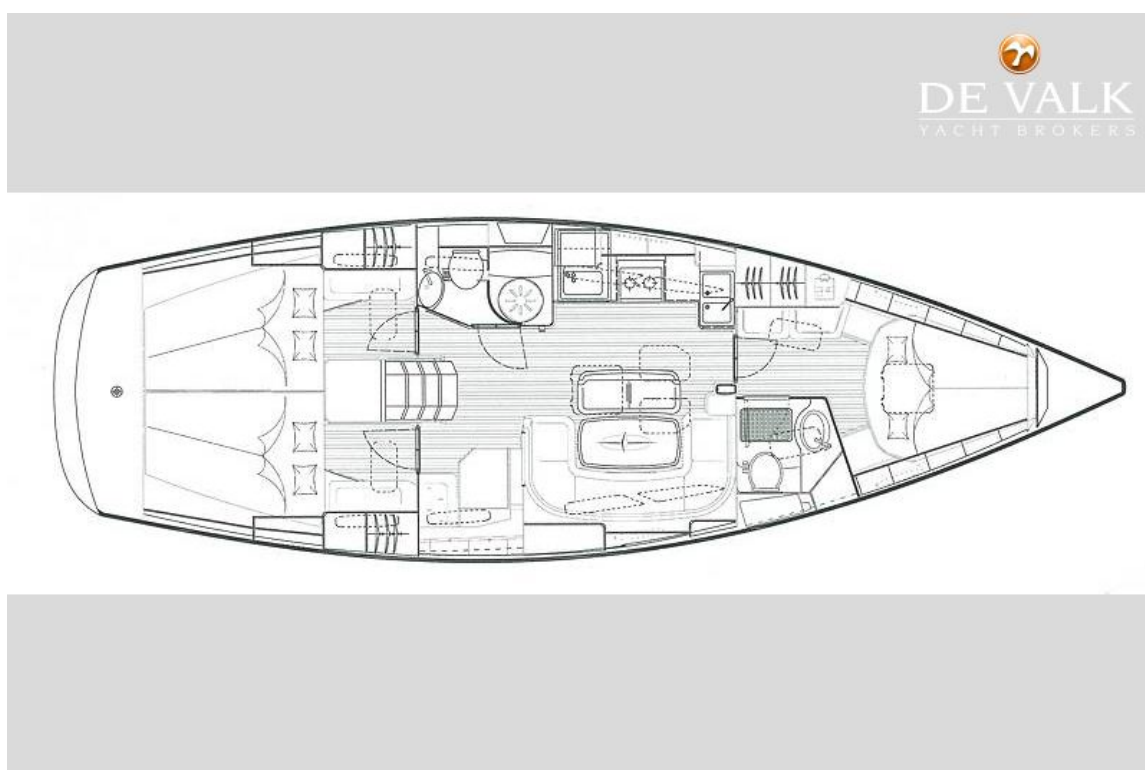
BAVARIA 40 CRUISER



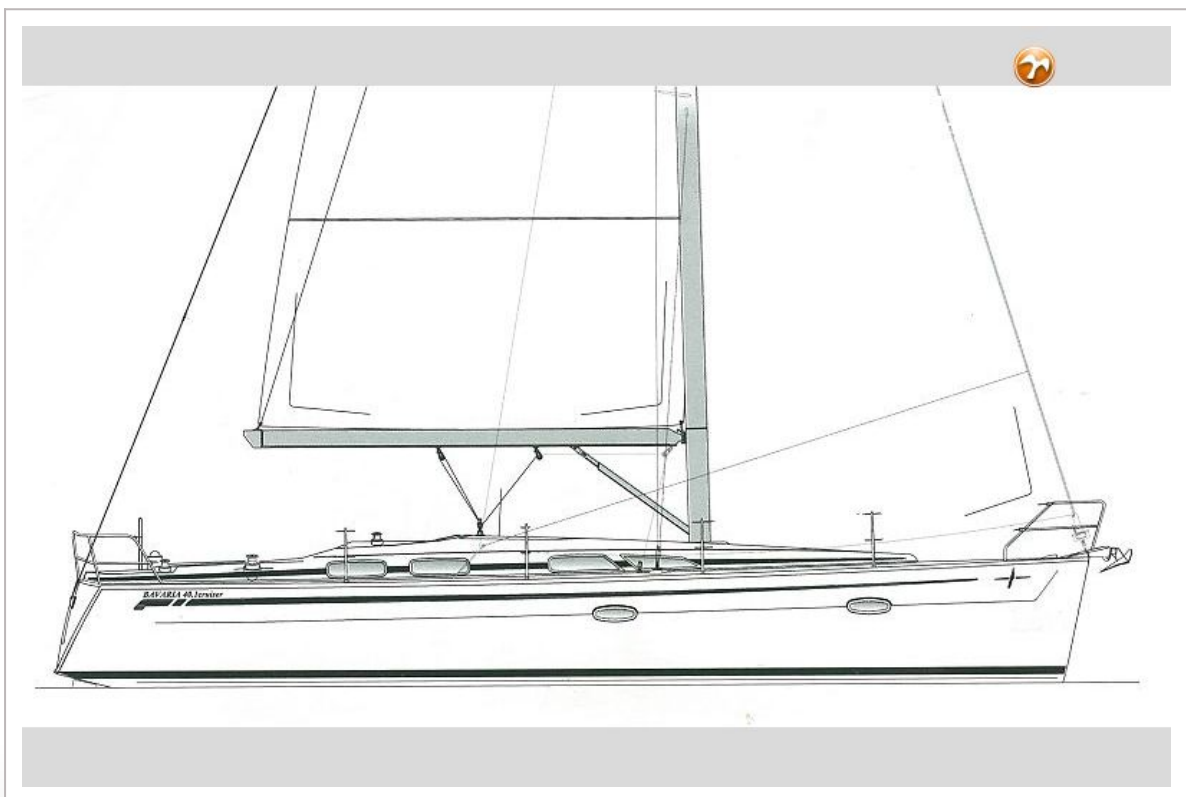
BAVARIA 40 CRUISER



BAVARIA 40 CRUISER



BAVARIA 40 CRUISER



BAVARIA 40 CRUISER

