



AMER CLASSIC 870



AMER CLASSIC 870

BROKER'S COMMENTS

The classic chic looks of this nicely built AMER CLASSIC 870 make heads turn. She is the perfect smaller motoryacht for weekends away or entertaining. The spacious cockpit has an U-shaped settee for up to six people. The motor is currently limited at 2500 rpm and this device may be easily removed. This AMER CLASSIC 870 is in excellent condition.

Elco Schäffer

SPECIFICATIONS

Dimensions	8.70 x 2.50 x 0.70 (m)	Builder	amer classic bv
Built	2010	Cabins	1
Material	GRP	Berths	2
Engine(s)	1 x Yanmar 4jh3dte diesel	Hp/Kw	125.00 (hp), 91.88 (kw)
Asking price	sold (VAT)	Lying	at sales office

CONTACT

Sales office	De Valk Sint Annaland B.V.	Telephone	+31 (0)166 601 000
Address	Koelhuisweg 4 4697 RM Sint Annaland NL	E-mail	sintannaland@devalk.nl

DISCLAIMER

These particulars are given in good faith as supplied but cannot be guaranteed.



GENERAL

Model	AMER CLASSIC 870
Type	motor yacht
LOA (m)	8,70
Beam (m)	2,50
Draft (m)	0,70
Air draft (m)	1,80
Headroom (m)	1,80
Year built	2010
Builder	Amer classic bv
Country	The Netherlands
Displacement (t)	2,6
Hull material	GRP
Hull colour	white
Hull shape	deep-V
Superstructure material	GRP
Rubbing strake	wood
Deck material	wood
Deck finish	teak
Superstructure deck finish	paint
Cockpit deck finish	teak
Window frame	aluminium
Window material	polycarbonate
Deckhatch	yes
Portholes	yes
Fuel tank (litre)	polyethylene 85
Level indicator (fuel tank)	yes
Freshwater tank (litre)	polyethylene 65
Level indicator (freshwater)	yes
Blackwater tank (litre)	polyethylene 30
Level indicator (blackwater)	yes



Wheel steering	hydraulic
----------------	-----------

ACCOMMODATION

Cabins	1
Berths	2
Interior	cherry
Floor	woodprint
Open cockpit	yes
Headroom saloon (m)	1,80
Dinette to convert into berth	yes
Sliding door to cockpit	yes
Galley	yes
Countertop	corian
Sink	stainless steel
Cooker	methylated spirit
Fridge	yes
Water pressure system	electrical
Owners cabin	double bed
Bed length (m)	2,00 x 1,80
Wardrobe	shelves
Toilet	en suite
Toilet system	electric
Wash basin	at the toilet

MACHINERY

No of engines	1
Make	Yanmar
Type	4jh3dte
HP	125,00
kW	91,88
Fuel	diesel



AMER CLASSIC 870

Year installed	2010
Cruising speed (kn)	8
Engine hours	103 (12-7-2016)
Engine cooling system	seawater
Drive	shaft
Engine controls	bowden cable
Gearbox	mechanical
Bowthruster	electric
Exhaust	watercooled
Thrust bearing	yes
Propeller type	fixed
Propeller blades	4
Propeller shaft material	stainless steel
Shaft lubrication	water
Electric bilge pump	yes
Start battery	WMF Sportline RV
Service battery	WMF Sportline RV
Battery monitor	Vetus
Battery charger	Victron Energy Centour
Shorepower	with cable

NAVIGATION

Depth sounder	Raymarine E70085
Fish finder	Raymarine E70085
GPS	Raymarine E70085
Plotter	Raymarine E70085
Electronic chart(s)	Navionics Gold

EQUIPMENT

Fixed windscreen	yes
Sprayhood	yes



AMER CLASSIC 870

Cockpit cover	yes
Cockpit cushions	yes
Cockpit table	yes
Cockpit chairs	yes
Bathing platform	yes
Boarding ladder	stainless steel
Transom door	yes
Deck shower	yes
Anchor	CQR Plough
Grab rail (superstructure)	stainless steel
Lifejackets	2x
Lifebuoy	1
Horn	electric
Fenders	yes
Mooring lines	yes
Fire extinguisher	Needs inspection



AMER CLASSIC 870




AMER CLASSIC 870



AMER CLASSIC 870



AMER CLASSIC 870



AMER CLASSIC 870



AMER CLASSIC 870



AMER CLASSIC 870




AMER CLASSIC 870




AMER CLASSIC 870





AMER CLASSIC 870




AMER CLASSIC 870



AMER CLASSIC 870



AMER CLASSIC 870



AMER CLASSIC 870

