



SWAN 43



SWAN 43

BROKER'S COMMENTS

This Sparkman & Stephens designed Swan 43 is a real Nautor Swan classic. A head turner in every harbor she appears all over the world. Very well treated and kept in immaculate condition by her owner. With her recent rig, sails, engine and navigation equipment she is not only a beauty but also easy to sail and free of big expenses for the coming years. If you like good sailing with style and standing call or mail us. You are invited to come and see "Manurau" in full glory and we will help you to shine on next year's Rolex Swan Cup.

Ger Bayens

SPECIFICATIONS

Dimensions	13.04 x 3.55 x 2.20 (m)	Builder	Nautor Swan Ab
Built	1969	Cabins	2
Material	GRP	Berths	7
Engine(s)	1 x Beta Marine BV 2203 diesel	Hp/Kw	50.00 (hp), 36.75 (kw)
Asking price	sold (VAT)	Lying	elsewhere / Not at sales office

CONTACT

Sales office	De Valk Sint Annaland B.V.	Telephone	+31 (0)166 601 000
Address	Koelhuisweg 4 4697 RM Sint Annaland NL	E-mail	sintannaland@devalk.nl

DISCLAIMER

These particulars are given in good faith as supplied but cannot be guaranteed.



GENERAL

Model	SWAN 43
Type	sailing yacht
LOA (m)	13,04
LWL (m)	9,45
Beam (m)	3,55
Draft (m)	2,20
Air draft (m)	18,30
Headroom (m)	1,85
Year built	1969
Builder	Nautor Swan Ab
Country	Finland
Designer	Sparkman & Stephens
Displacement (t)	10,5
Ballast (tonnes)	lead 4,7
CE norm	NA
Hull material	GRP
Hull colour	white
Hull shape	round-bilged
Keel type	fin keel
Superstructure material	GRP
Deck material	GRP
Deck finish	teak
Superstructure deck finish	paint
Cockpit deck finish	teak
Antifouling (year)	2016
Dorades	2x
Window frame	stainless steel
Window material	glass
Deckhatch	stainless steel Mainship
Portholes	stainless steel



Fuel tank (litre)	stainless steel 1 x 120
Freshwater tank (litre)	stainless steel 350
Blackwater tank (litre)	Not installed
Wheel steering	cable steering
Emergency tiller	yes
More info on paintwork	hull + superstructure in 2 part paint 2007
Extra info	Original keel trimtab is fixated.

ACCOMMODATION

Cabins	2
Berths	7
Interior	teak Koto +
Floor	woodprint Laminate
Saloon	yes
Headroom saloon (m)	1,99
Heating	diesel ducted hot air Webasto Airtop 5000 (2006)
Chart table	yes
Convertible berth	in the salon 2 x 1,94 x 0,70
Galley	yes
Countertop	plastic
Sink	stainless steel 2 x
Cooker	calor gas ENO 2-burner (2007)
Oven	Eno
Fridge	with holding plate Isotherm 12v (2007)
Hot water system	220V + engine 20 ltr (2009)
Water pressure system	electrical
Manual and/or foot pump	foot
Owners cabin	double bed
Bed length (m)	2,10 x 1,70
Wardrobe	hanging and shelves
Bathroom	shared



Toilet	shared Blake
Toilet system	manual
Wash basin	at the toilet
Shower	shared
Guest cabin 1	single bed
Bed length (m)	2,00 x 0,70
Extra info	+ single bunkberth in salon

MACHINERY

No of engines	1
Make	Beta Marine
Type	BV 2203
HP	50
kW	36,75
Fuel	diesel
Year installed	2016
Maximum speed (kn)	7,7
Cruising speed (kn)	7
Consumption (l/hr)	3,5
Range (nm)	200
Engine hours	40
Engine cooling system	freshwater heat exchanger
Drive	shaft
Engine controls	bowden cable
Gearbox	mechanical Twindisc
Exhaust	watercooled
Thrust bearing	+ cv joint Aquadrive (2016)
Propeller type	feathering Maxprop
Propeller blades	3
Propeller shaft material	stainless steel
Shaft lubrication	water



Manual bilge pump	1 x
Electric bilge pump	1 x
Bilge alarm	yes
Electrical installation	renwed 2007 12/220v
Start battery	(2013) 1 x 80 amp
Service battery	(2013) 2 x 90 amp
Battery monitor	(2011) Mastervolt BTM-III
Battery charger	(2011) Mastervolt 25amp
Diode battery combiners	yes
Shorepower	with cable

NAVIGATION

Compass	Sestrel
Electric compass	via autopilot (2007)
Depth sounder	(2007)
Log	(2007) Raymarine ST60
Windset	(2007) Raymarine ST60
Repeater	(2007) Raymarine ST60
VHF	(2007) Shipmate RS87
Autopilot	(2007) Raymarine ST6001
Rudder angle indicator	via autopilot
Radar	(not installed) Furuno
GPS	(2007) Furuno GP-32
Plotter	(2016) Raymarine E-7 Hybrid
Navtex	(2007) Furuno NX 300

EQUIPMENT

Sprayhood	(2007)
Cockpit cover	(2007)
Winter cover	(2007)
Cockpit cushions	white vinyl



Cockpit table	yes
Boarding ladder	stainless steel
Anchor	CQR Plough 35lbs
Anchor chain	+ line 20 mtr
Windlass	electrical Ideal Windlass Co.
Capstan	yes
Sea railing	stainless steel
Grab rail (superstructure)	teak
Railing side opening gates	1 x
Pushpit	yes
Pulpit	yes
Life raft	container Plastimo Offshore Cruiser (2013)
Life raft (pers)	6
Last life raft survey	not done
Lifebuoy	1 x
Safety lines on deck	2 x
Radar reflector	not fitted Firdell
Fenders	7x
Mooring lines	yes
Radio-cd player	Pioneer
iPod connection	yes
Cockpit speakers	yes
Speakers in salon	yes
Clock - barometer	Chelsea
Fire extinguisher	yes
Latest extinguisher survey	2016

RIGGING

Rigging	sloop
Standing rigging	Dyform (2006)
Brand mast	Sparcraft (2006)



Material mast	aluminium
Spreaders	2x
Keel stepped mast	yes
Mainsail cover	yes
Battcars	yes
Fully battened mainsail	+ Quantum (2007) Hagoort Maxx (2011)
High aspect	Hagoort Maxx (2011)
Genoa I	Van Vliet Mylar
Genoa II	Van Vliet Mylar
Genoa III	Quatum Pentex (2007)
Genoa furler	Reckmann (2006)
Genoa cover	(2007)
Spinnaker	Van Vliet
Reefing System	slabreefing
Backstay adjuster	hydraulic Navtec
Boomvang	mechanical and tackle Quik-vang
Genoa sheetwinches	2-speed 2 x Barlow 30ST
Halyard winches	+1 x Anderssen 28ST (2010) 1 x Barlow
Spinnaker winch	(2010) 2 x Anderssen 46CST
Reefing winch	(2010) 1 x Andersen 28ST
Spi-pole	aluminium
Extra info	+ original Swan rigging
Extra info	Sparcraft mast is 0,50cm taller



SWAN 43



SWAN 43



SWAN 43





SWAN 43





SWAN 43



SWAN 43



SWAN 43



SWAN 43



SWAN 43



SWAN 43



SWAN 43




SWAN 43



SWAN 43




SWAN 43



SWAN 43

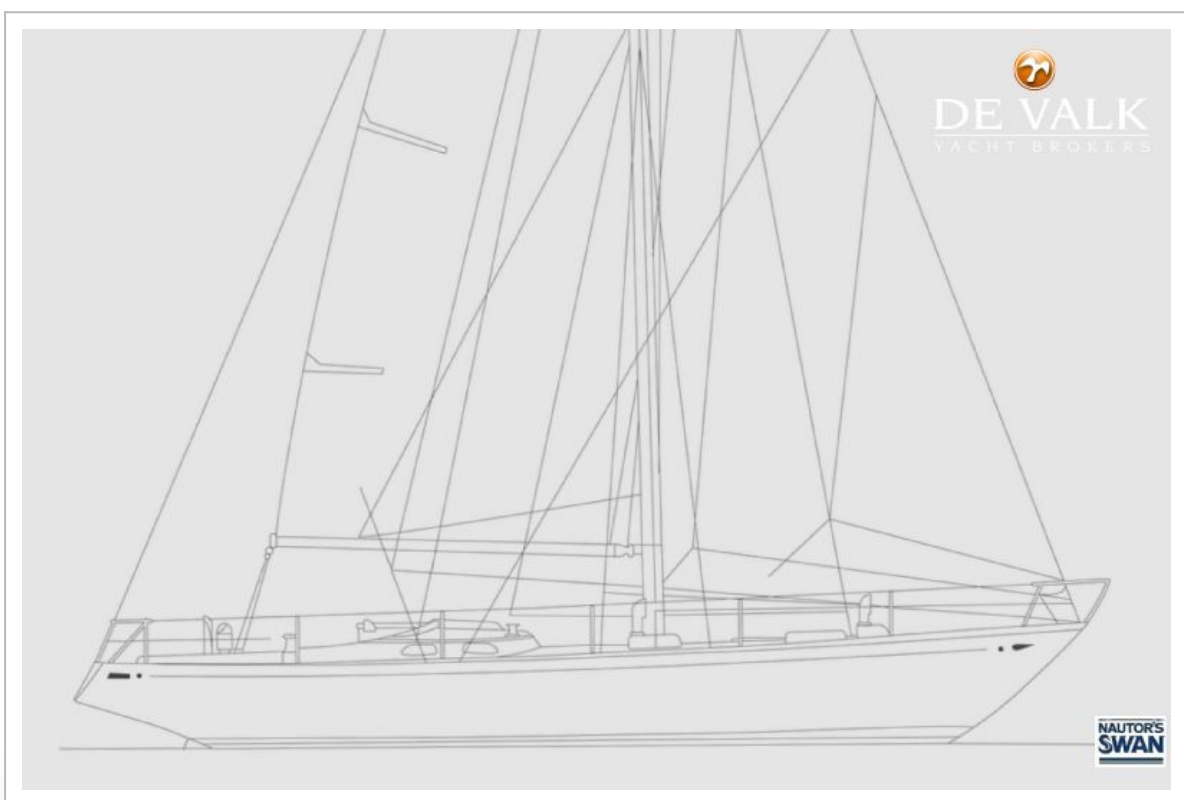


SWAN 43

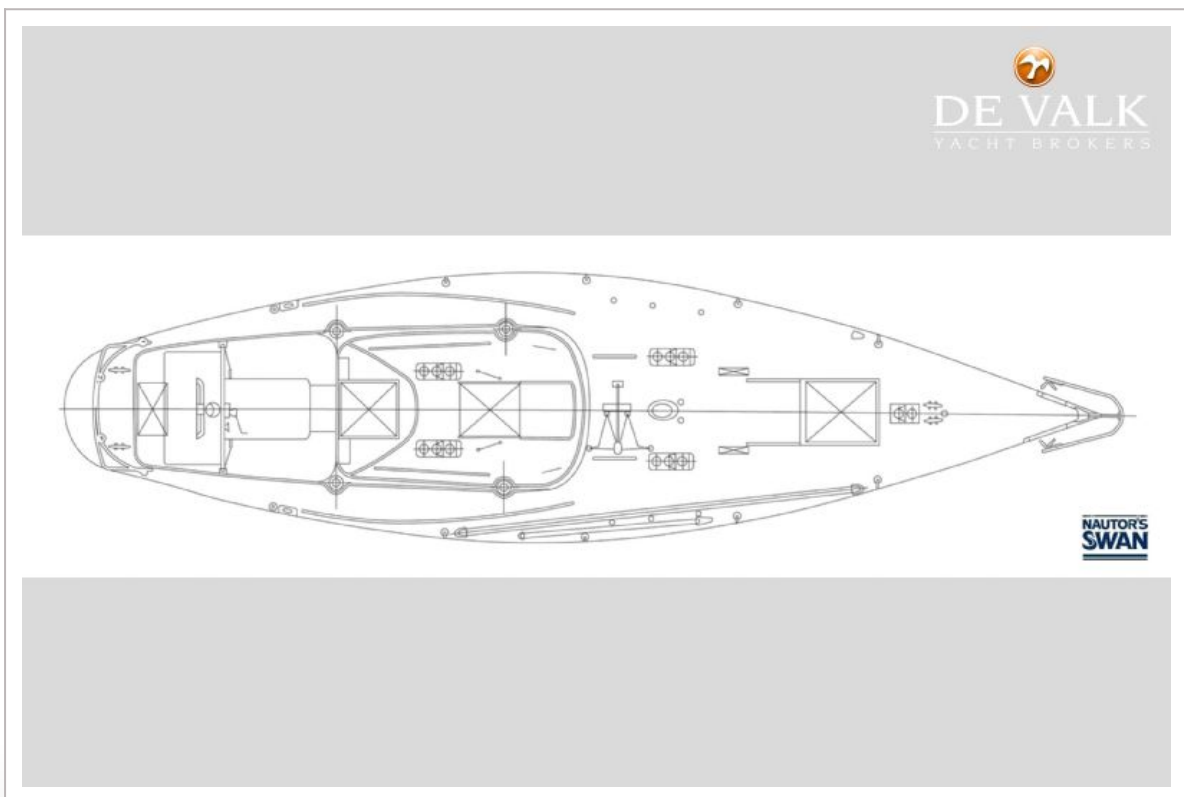
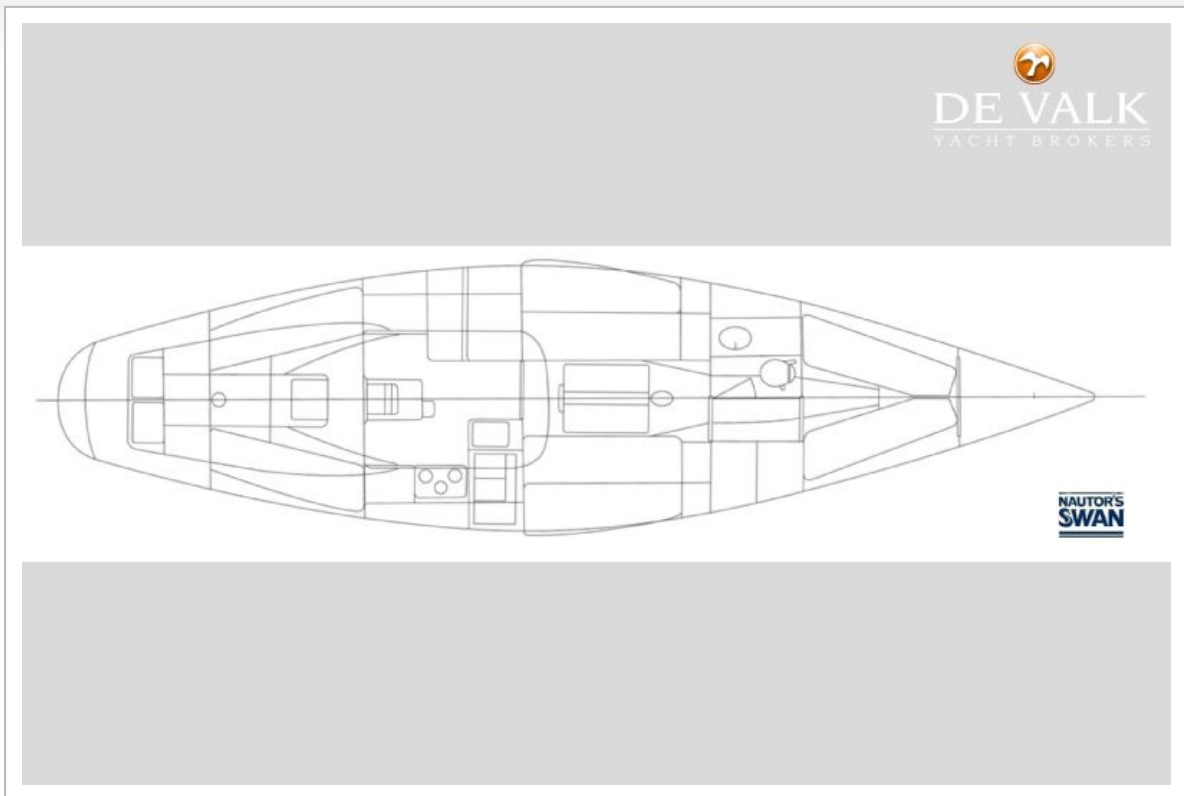




SWAN 43



SWAN 43



SWAN 43



