



BAVARIA 46 CRUISER



BAVARIA 46 CRUISER

BROKER'S COMMENTS

Modern styling and design by Bruce Farr ensuring stunning looks, comfort and sail performance! With her twin furling sails and powerful bow-thruster this Bavaria 46 Cruiser is a joy to handle. Below decks she has a 4 cabin layout with the "flex cabin bulkhead" in the front so you can customize the layout to your personal liking. The cockpit is bigger than her competitors and with twin steering wheels very easy to access from the fold-out bathing platform. VAT can be reclaimed. Owner can offer attractive financing for the right buyer.

Marc Weijenberg

SPECIFICATIONS

Dimensions	14.27 x 4.35 x 2.10 (m)	Builder	Bavaria Yachtbau GmbH
Built	2016	Cabins	4
Material	GRP	Berths	8
Engine(s)	1 x Volvo Penta D2-55 diesel	Hp/Kw	55.00 (hp), 40.00 (kw)
Asking price	sold (VAT)	Lying	at sales office

CONTACT

Sales office	De Valk Sint Annaland B.V.	Telephone	+31 (0)166 601 000
Address	Koelhuisweg 4 4697 RM Sint Annaland NL	E-mail	sintannaland@devalk.nl

DISCLAIMER

These particulars are given in good faith as supplied but cannot be guaranteed.



BAVARIA 46 CRUISER

GENERAL

Model	BAVARIA 46 CRUISER
Type	sailing yacht
LOA (m)	14,27
LWL (m)	12,74
Beam (m)	4,35
Draft (m)	2,10
Air draft (m)	21,00
Headroom (m)	2,00
Year built	2016
Builder	Bavaria Yachtbau GmbH
Country	Germany
Designer	Bruce Farr
Displacement (t)	12,6
Ballast (tonnes)	cast iron 3,49
Net tonnage	yes
CE norm	A
Hull material	GRP
Hull colour	white
Hull shape	round-bilged
Keel type	fin keel with bulb
Superstructure material	GRP
Rubbing strake	aluminum
Deck material	GRP
Deck finish	non-skid moulded in
Superstructure deck finish	non-skid moulded in
Cockpit deck finish	teak
Window material	polycarbonate
Deckhatch	yes
Portholes	aluminium
Fuel tank (litre)	polyethylene 1 x 210



BAVARIA 46 CRUISER

Freshwater tank (litre)	polyethylene 360 + 150
Blackwater tank (litre)	polyethylene 3 x
Blackwater tank extraction	deck extraction + uw line
Wheel steering	cable steering 2 x Jefa
Emergency tiller	yes
Extra info	leather covered steeringwheels
Extra info	Ocean Air blinds for deckhatches

ACCOMMODATION

Cabins	4
Berths	8
Interior	mahogany
Floor	woodprint
Saloon	yes
Headroom saloon (m)	2,05
Heating	diesel ducted hot air Webasto Evo 5500
Chart table	in salon table
Galley	yes
Countertop	plastic
Sink	2 x
Cooker	calor gas Techimpex
Oven	Techimpex
Fridge	+ Isotherm 12v Waeco 12v
Freezer	freezer compartment
Hot water system	220V + engine
Water pressure system	electrical
Crockery	yes
Owners cabin	double bed
Bed length (m)	2,00 x 1,40
Wardrobe	hanging and shelves
Bathroom	en suite I



BAVARIA 46 CRUISER

Toilet	en suite
Toilet system	manual
Wash basin	in the bathroom
Shower	yes
Guest cabin 1	double bed
Bed length (m)	2,00 x 1,40
Wardrobe	hanging and shelves
Bathroom	en suite II
Toilet	en suite
Toilet system	manual
Wash basin	in the bathroom
Shower	en suite
Guest cabin 2	double bed
Bed length (m)	2,05 x 1,30
Wardrobe	hanging and shelves
Bathroom	shared III
Toilet	shared
Toilet system	manual
Wash basin	in the bathroom
Shower	separate
Guest cabin 3	double bed
Bed length (m)	2,05 x 1,30
Wardrobe	hanging and shelves
Extra info	Curtains for portholes Ocean-line floors

MACHINERY

No of engines	1
Make	Volvo Penta
Type	D2-55
HP	55
kW	40,00



BAVARIA 46 CRUISER

Fuel	diesel
Year installed	2016
Maximum speed (kn)	8,00
Cruising speed (kn)	7,00
Consumption (l/hr)	3,00
Engine hours	1594
Engine cooling system	freshwater heat exchanger
Drive	sail-drive
Saildrive seal	Volvo Penta
Engine controls	bowden cable
Bowthruster	electric Sidepower 100/185T
Exhaust	watercooled
Propeller type	fixed Volvo Penta
Propeller blades	3
Manual bilge pump	1 x
Electric bilge pump	1 x
Electrical installation	12/220v
Start battery	1 x 70ah
Service battery	3 x 95ah
Bowthruster battery	1 x 95ah
Battery monitor	Bavaria
Battery charger	Mastervolt 12v/35amp/3
Diode battery combiners	yes
Shorepower	with cable

NAVIGATION

Compass	Plastimo Olympic 135
Depth sounder	Garmin GM120
Log	Garmin GM120
Windset	Garmin GM120
VHF	Garmin GHS10i



BAVARIA 46 CRUISER

Autopilot	Garmin GHP12
Plotter/GPS	Garmin GPSMAP 820
Electronic chart(s)	1 x
AIS transponder	Garmin Class B
Navigation lights	yes

EQUIPMENT

Sprayhood with grab rail	yes
Cockpit table	fixed
Bathing platform	electric
Boarding ladder	stainless steel
Deck shower	hot + cold
Anchor	Delta 20 Kg
Anchor chain	50 mtr 10 mm
Windlass	electrical
Sea railing	wire
Grab rail (superstructure)	stainless steel
Railing side opening gates	2 x
Pushpit	yes
Pulpit	yes
Life raft	valise (or bag)
Lifebuoy	Lifesling
Safety lines on deck	2 x
Fenders	yes
Mooring lines	yes
TV	Finlux
TV receiver	no
Radio	Fusion 2 x
Cockpit speakers	yes
Speakers in salon	yes
Fire extinguisher	1 x



RIGGING

Rigging	sloop
Standing rigging	wire
Brand mast	Seldén
Material mast	aluminium
Spreaders	2 x 2
Mainsail	Elvstrom (2016)
Stoway mast	yes
Genoa	Elvstrom (2016)
Genoa furler	Furlex 304S
Reefing System	main in-mast furling
Backstay adjuster	mechanical Selden
Boomvang	mechanical Selden
Genoa sheetwinches	2 x Lewmar 50
Halyard winches	2 x Lewmar 45



BAVARIA 46 CRUISER



BAVARIA 46 CRUISER



BAVARIA 46 CRUISER



BAVARIA 46 CRUISER




BAVARIA 46 CRUISER



BAVARIA 46 CRUISER



BAVARIA 46 CRUISER



BAVARIA 46 CRUISER



BAVARIA 46 CRUISER



BAVARIA 46 CRUISER



BAVARIA 46 CRUISER



BAVARIA 46 CRUISER




BAVARIA 46 CRUISER




BAVARIA 46 CRUISER



BAVARIA 46 CRUISER



BAVARIA 46 CRUISER



BAVARIA 46 CRUISER



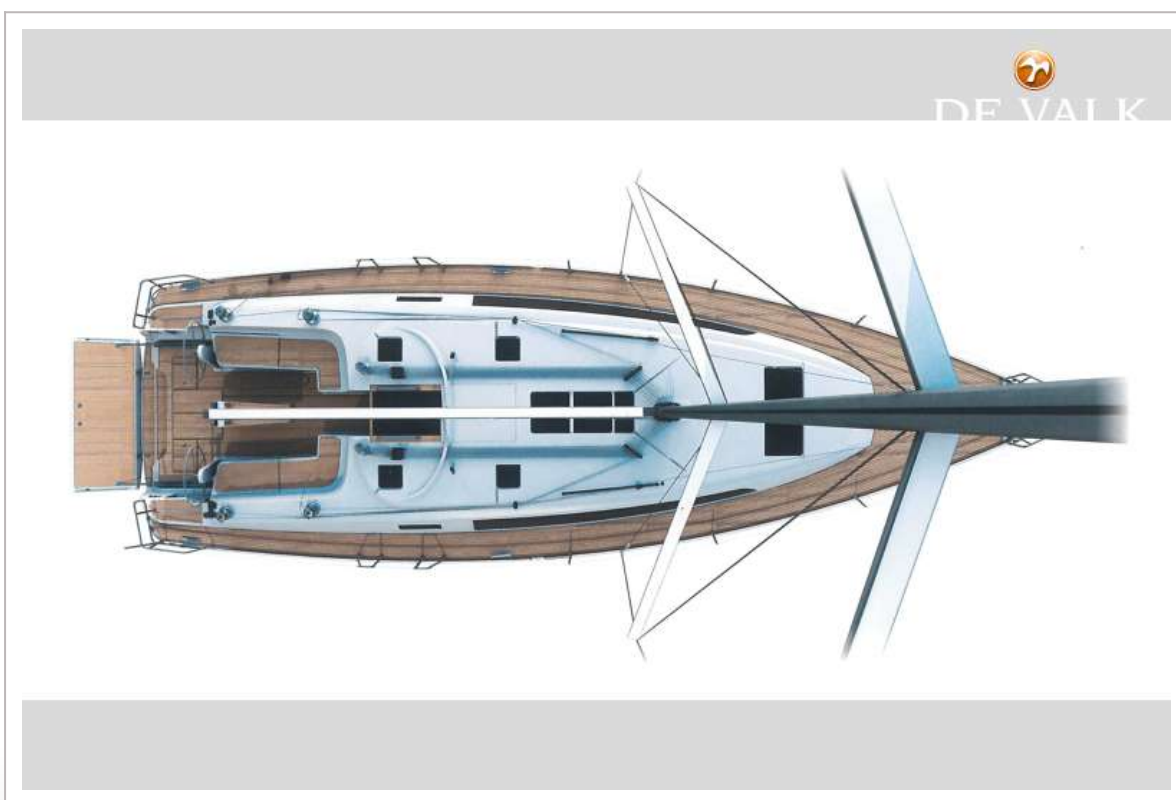
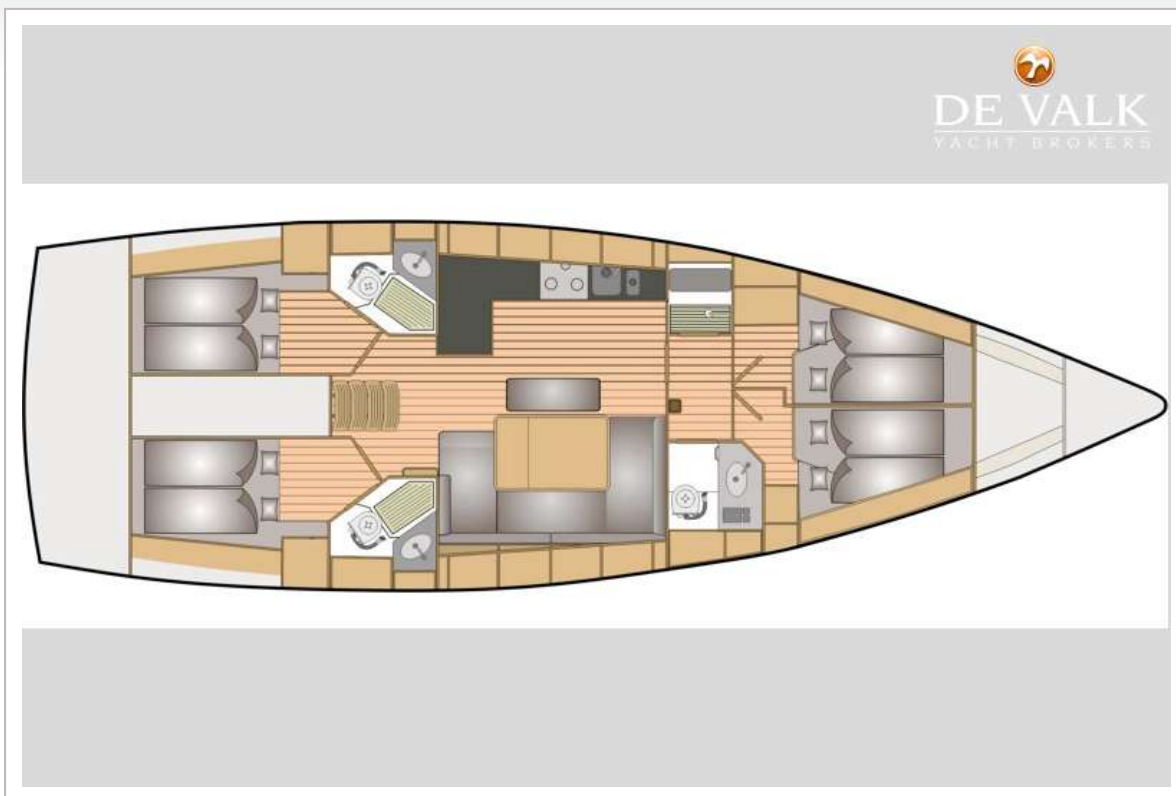
BAVARIA 46 CRUISER





BAVARIA 46 CRUISER



BAVARIA 46 CRUISER



BAVARIA 46 CRUISER



BAVARIA 46 CRUISER

