



BAVARIA 42 CRUISER



BAVARIA 42 CRUISER

BROKER'S COMMENTS

This Bavaria 42 Cruiser from 2006 has hardly been used by her first and current owner. The engine has less than 100 running hours and the interior is almost like she came straight out of the factory. With her relatively shallow keel of 1,80m you can pretty much use her anywhere and the 3 comfortable cabins can be enjoyed by you and your family and/or guests. This Bavaria 42 Cruiser has been in winter storage every 2 years and has only been used on fresh water. With her furling main sail and genoa she is easy to handle as well. Contact us for an appointment!

Nick Lanting

SPECIFICATIONS

| | | | |
|---------------------|-------------------------------|----------------|------------------------|
| Dimensions | 12.99 x 3.99 x 1.80 (m) | Builder | Bavaria Yachtbau GmbH |
| Built | 2006 | Cabins | 3 |
| Material | GRP | Berths | 7 |
| Engine(s) | 1 x Volvo Penta D2-40B diesel | Hp/Kw | 40.00 (hp), 29.40 (kw) |
| Asking price | sold (VAT) | Lying | contact Sint Annaland |

CONTACT

| | | | |
|---------------------|--|------------------|------------------------|
| Sales office | De Valk Sint Annaland B.V. | Telephone | +31 (0)166 601 000 |
| Address | Koelhuisweg 4 4697 RM Sint Annaland NL | E-mail | sintannaland@devalk.nl |

DISCLAIMER

These particulars are given in good faith as supplied but cannot be guaranteed.



BAVARIA 42 CRUISER

GENERAL

| | |
|----------------------------|-----------------------|
| Model | BAVARIA 42 CRUISER |
| Type | sailing yacht |
| LOA (m) | 12,99 |
| LWL (m) | 11,40 |
| Beam (m) | 3,99 |
| Draft (m) | 1,80 |
| Air draft (m) | 18,15 |
| Headroom (m) | 2,01 |
| Year built | 2006 |
| Launched | 2007 |
| Builder | Bavaria Yachtbau GmbH |
| Country | Germany |
| Designer | J & J Design |
| Displacement (t) | 9,2 |
| Ballast (tonnes) | cast iron 3 |
| CE norm | A |
| Hull material | GRP |
| Hull colour | white |
| Hull shape | round-bilged |
| Keel type | fin keel |
| Superstructure material | GRP |
| Deck material | GRP |
| Deck finish | non-skid moulded in |
| Superstructure deck finish | non-skid moulded in |
| Cockpit deck finish | teak |
| Dorades | 1x |
| Window frame | aluminium |
| Window material | polycarbonate |
| Deckhatch | with rollerblinds |
| Portholes | aluminium |



BAVARIA 42 CRUISER

| | |
|----------------------------|---------------------------|
| Fuel tank (litre) | polyethylene 210 |
| Freshwater tank (litre) | polyethylene 210 + 150 |
| Blackwater tank (litre) | polyethylene 60 + 70 |
| Blackwater tank extraction | deck extraction + uw line |
| Wheel steering | mechanical 2 x Lewmar |
| Emergency tiller | yes |

ACCOMMODATION

| | |
|-----------------------|---------------------------------|
| Cabins | 3 |
| Berths | 7 |
| Interior | mahogany |
| Layout | yes |
| Floor | teak and holly |
| Saloon | with U-shaped settee |
| Headroom saloon (m) | 2,01 |
| Chart table | yes |
| Aft Cabin | 2 x |
| Dinette | yes |
| Galley | yes |
| Countertop | plastic |
| Sink | stainless steel 2 x |
| Cooker | calor gas Bavaria 2 burner |
| Oven | Bavaria |
| Fridge | + 12v frontloader 1 x Waeco 12v |
| Hot water system | 220V + engine |
| Water pressure system | electrical |
| Owners cabin | French bed |
| Bed length (m) | 2,00 x 1,45 |
| Wardrobe | hanging and shelves |
| Bathroom | en suite Forward |
| Toilet | en suite |



BAVARIA 42 CRUISER

| | |
|----------------|---------------------|
| Toilet system | manual |
| Wash basin | at the toilet |
| Shower | en suite |
| Guest cabin 1 | double bed |
| Bed length (m) | 2,00 x 1,50 |
| Wardrobe | hanging and shelves |
| Bathroom | shared Aft |
| Toilet | shared |
| Toilet system | manual |
| Wash basin | in the bathroom |
| Shower | shared |
| Guest cabin 2 | double bed |
| Bed length (m) | 2,00 x 1,50 |
| Wardrobe | hanging and shelves |

MACHINERY

| | |
|-----------------------|---------------------------|
| No of engines | 1 |
| Make | Volvo Penta |
| Type | D2-40B |
| HP | 40,00 |
| kW | 29,40 |
| Fuel | diesel |
| Year installed | 2006 |
| Maximum speed (kn) | 8 |
| Cruising speed (kn) | 7 |
| Consumption (l/hr) | 3 |
| Engine hours | 101 |
| Engine cooling system | freshwater heat exchanger |
| Drive | sail-drive |
| Saildrive seal | not replaced |
| Engine controls | bowden cable |



BAVARIA 42 CRUISER

| | |
|-------------------------|-------------------|
| Gearbox | mechanical |
| Exhaust | watercooled |
| Propeller type | fixed |
| Propeller blades | 3x |
| Manual bilge pump | yes |
| Electric bilge pump | yes |
| Electrical installation | 12V & 220V |
| Start battery | 1 x 55 Ah (2017) |
| Service battery | 1 x 135 Ah (2017) |
| Battery charger | SBC Quick 251 |
| Diode battery combiners | yes |
| Shorepower | with cable |

NAVIGATION

| | |
|-------------------|--------------------------|
| Compass | 2 x Plastimo Olympic 135 |
| Depth sounder/log | Raymarine ST60 Tridata |
| Windset | Raymarine ST60 |
| VHF | Navman 7100 |

EQUIPMENT

| | |
|------------------|-------------------|
| Sprayhood | 2017 |
| Cockpit cover | 2017 |
| Cockpit cushions | yes |
| Cockpit table | foldout Teak |
| Bathing platform | yes |
| Boarding ladder | stainless steel |
| Transom door | yes |
| Deck shower | hot + cold |
| Anchor | CQR Plough |
| Anchor chain | yes |
| Windlass | electrical Lewmar |



BAVARIA 42 CRUISER

| | |
|----------------------------|-----------------|
| Sea railing | wire |
| Grab rail (superstructure) | stainless steel |
| Railing side opening gates | 2 x |
| Pushpit | yes |
| Pulpit | yes |
| Lifebuoy | yes |
| Fenders | yes |
| Mooring lines | yes |
| Radio-cd player | yes |
| Cockpit speakers | 2 x |
| Speakers in salon | 2 x |
| Fire extinguisher | 2 x (2006) |

RIGGING

| | |
|-------------------------|--|
| Rigging | fractional |
| Standing rigging | wire |
| Brand mast | Seldén |
| Material mast | aluminium |
| Spreaders | 2 x |
| Mainsail | Elvström Cruiser (2006) |
| Stoway mast | yes |
| Genoa II | with UV protection Elvström Cruiser 2006 |
| Genoa furler | Furlex 300S |
| Reefing System | main in-mast furling |
| Backstay adjuster | mechanical Hasselfors |
| Boomvang | mechanical and tackle Selden Rodkicker |
| Primary sheet winch | 2 x Lewmar 48 ST |
| Halyard winches | 2 x Lewmar 40 ST |
| Multifunctional winches | yes |




BAVARIA 42 CRUISER



BAVARIA 42 CRUISER



BAVARIA 42 CRUISER



BAVARIA 42 CRUISER




BAVARIA 42 CRUISER




BAVARIA 42 CRUISER



BAVARIA 42 CRUISER



BAVARIA 42 CRUISER



BAVARIA 42 CRUISER



BAVARIA 42 CRUISER



BAVARIA 42 CRUISER



BAVARIA 42 CRUISER



BAVARIA 42 CRUISER




BAVARIA 42 CRUISER



BAVARIA 42 CRUISER



BAVARIA 42 CRUISER



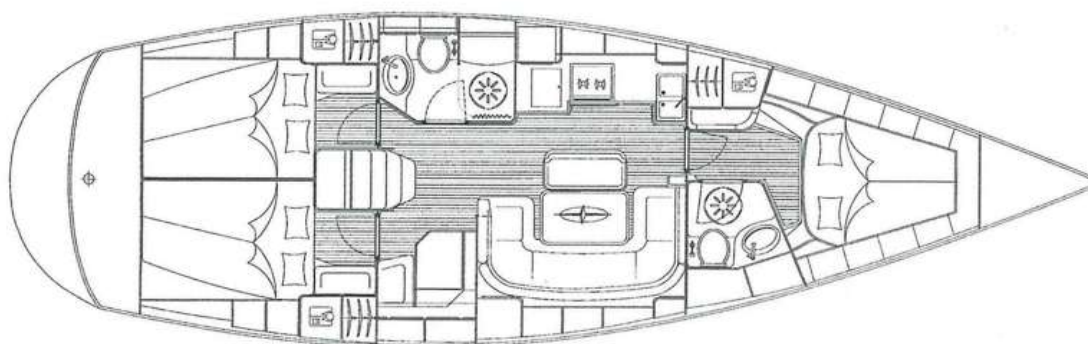
BAVARIA 42 CRUISER



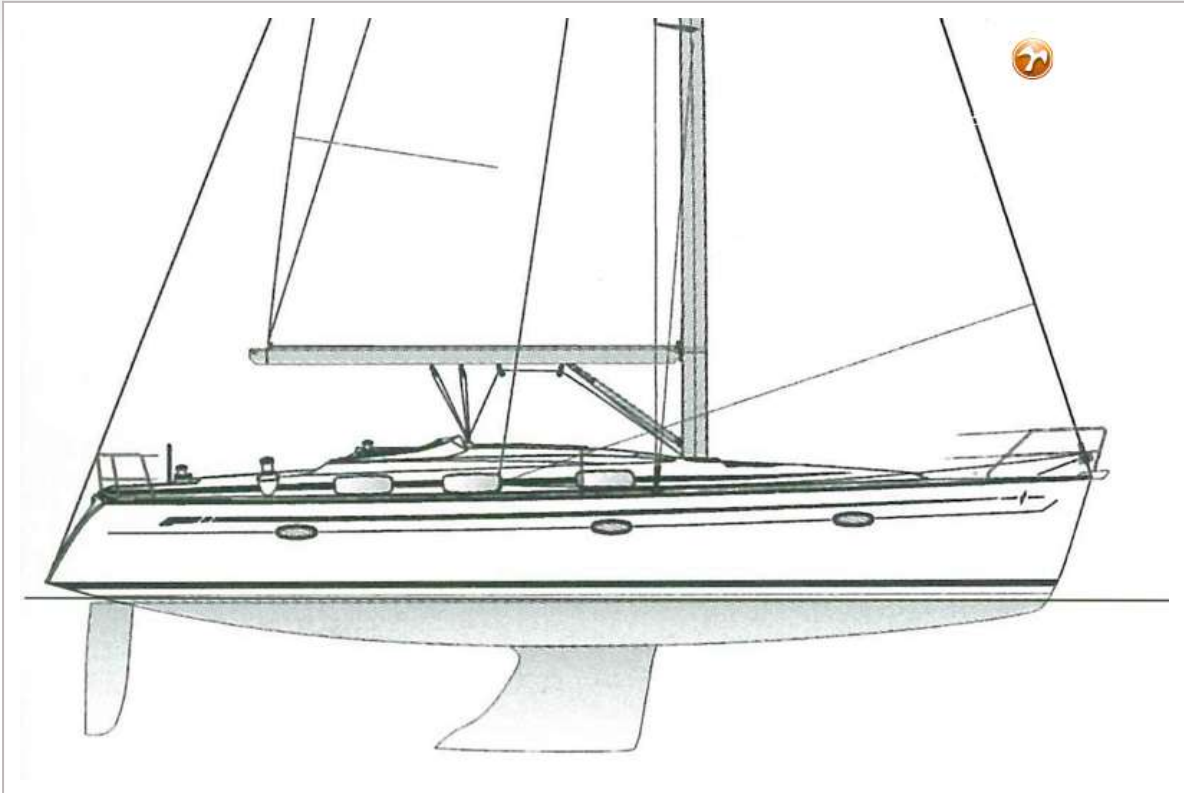
BAVARIA 42 CRUISER




BAVARIA 42 CRUISER



BAVARIA 42 CRUISER



BAVARIA 42 CRUISER



BAVARIA 42 CRUISER

