



BENETEAU SWIFT TRAWLER 42



DE VALK
YACHT BROKERS

BENETEAU SWIFT TRAWLER 42

BROKER'S COMMENTS

Reknowned yachtbuilders Beneteau have created a new innovative line of fast trawler yachts. There is an abundance of space and accommodations onboard. Cruising the inland waterways or doing fast sea-going crossings, the Swift Trawler 42 can do it all . The twin Yanmar diesels provide ample power and with modern technology, are also economical in use. The layout and details have been well-thought through. So if you are contemplating the next step of full comfort motor boating, this Trawler 42 should be on your short list.

Marc Weijenberg

SPECIFICATIONS

Dimensions	13.60 x 4.17 x 1.15 (m)	Builder	Beneteau
Built	2004	Cabins	2
Material	GRP	Berths	6
Engine(s)	2 x Yanmar 6LYA-STP diesel	Hp/Kw	2 x 370.00 (hp), 271.95 (kw)
Asking price	sold (VAT)	Lying	at sales office

CONTACT

Sales office	De Valk Sint Annaland B.V.	Telephone	+31 (0)166 601 000
Address	Koelhuisweg 4 4697 RM Sint Annaland NL	E-mail	sintannaland@devalk.nl

DISCLAIMER

These particulars are given in good faith as supplied but cannot be guaranteed.



BENETEAU SWIFT TRAWLER 42

GENERAL

Model	BENETEAU SWIFT TRAWLER 42
Type	motor yacht
LOA (m)	13,60
Beam (m)	4,17
Draft (m)	1,15
Air draft (m)	4,05
Air draft min (m)	7,70
Headroom (m)	2,00
Year built	2004
Launched	2005
Builder	Beneteau
Country	France
Designer	Joubert - Nivelt Design
Displacement (t)	10,5
CE norm	B
Hull material	GRP
Hull colour	blue
Hull shape	hard chine
Keel type	long keel
Superstructure material	GRP
Rubbing strake	stainless steel
Deck material	GRP
Deck finish	teak
Superstructure deck finish	non-skid moulded in
Cockpit deck finish	teak
Window material	polycarbonate Glass +
Deckhatch	yes
Portholes	yes
Flybridge	yes
Flybridge cover	yes



BENETEAU SWIFT TRAWLER 42

Mast can be lowered	manual
Fuel tank (litre)	aluminium 2 x 750
Freshwater tank (litre)	polyethylene 2 x 320
Blackwater tank (litre)	No
Wheel steering	hydraulic
Flybridge helm position	hydraulic
More info on paintwork	hull professionally painted 2014
Extra info	Ocean-Air window-blinds

ACCOMMODATION

Cabins	2
Berths	6
Interior	mahogany Alpi
Floor	wood
Open cockpit	yes
Pilot house/deck saloon	yes
Headroom saloon (m)	1,96
Heating	diesel ducted hot air Webasto Airtop 5000
Dinette to convert into berth	into double berth
Sliding door to cockpit	yes
Galley	yes
Countertop	plastic
Sink	stainless steel 2 x
Cooker	calor gas Eno 2 burner
Microwave/oven combi	Whirlpool Combi
Fridge	80 ltrs Frigoboat 12/220v
Hot water system	220V + engine
Water pressure system	electrical
Dishwasher	Minea (220v)
Owners cabin	double bed
Bed length (m)	with slats 2,00 x 1,60



BENETEAU SWIFT TRAWLER 42

Wardrobe	hanging/drawers/shelves
Bathroom	en suite I
Toilet	en suite
Toilet system	electric
Wash basin	in the bathroom
Shower	shared
Guest cabin 1	double bed
Bed length (m)	2,00 x 1,30
Wardrobe	hanging and shelves
Bathroom	separate II
Toilet	separate
Toilet system	manual
Wash basin	in the bathroom

MACHINERY

No of engines	2
Make	Yanmar
Type	6LYA-STP
HP	370,00
kW	271,95
Fuel	diesel
Year installed	2004
Maximum speed (kn)	22
Cruising speed (kn)	7
Consumption (l/hr)	11 ltr/hr @ 7 knots
Engine hours	980
Engine cooling system	freshwater heat exchanger
Drive	shaft
Engine controls	bowden cable
Gearbox	mechanical ZF
Bowthruster	electric QL 7hp



BENETEAU SWIFT TRAWLER 42

Exhaust	watercooled
Propeller type	fixed
Propeller blades	4
Propeller shaft material	stainless steel
Shaft lubrication	water
Manual bilge pump	yes
Electric bilge pump	yes
Electrical installation	12/220v
Start battery	2 x (2016)
Service battery	4 x (2016)
Battery monitor	yes
Battery charger	Mastervolt 12v/80amp
Inverter	Mastervolt 12v/2000watt
Shorepower	with cable
Trimtabs	Lenco

NAVIGATION

Compass	Plastimo Offshore
Compass on flybridge	Plastimo Offshore
Depth sounder	digital sounder Raymarine ST60 DSM 300
Log	Raymarine ST60
Repeater	Raymarine ST60
VHF	Raymarine Ray215E DSC
Rudder angle indicator	yes
Radar/GPS/plotter	Raymarine C120
Electronis chart(s)	1 x

EQUIPMENT

Cockpit cover	yes
Cockpit cushions	for flybridge
Cockpit table	for flybridge



BENETEAU SWIFT TRAWLER 42

Bathing platform	yes
Boarding ladder	stainless steel
Transom door	yes
Deck shower	hot + cold
Anchor	Delta
Anchor chain	+ 20 mtr line 20 mtr
Windlass	electrical S&L 1000watt
Capstan	S&L
Deck crane	manual On flybridge
Sea railing	stainless steel
Grab rail (superstructure)	yes
Railing side opening gates	starboard side 1 x
Pulpit	yes
Life raft	container Plastimo Offshore
Life raft (pers)	6
Last life raft survey	2005
Lifebuoy	yes
Wiper	(2 need service) 3 x
Horn	electric
Radar reflector	yes
Fenders	yes
Mooring lines	yes
TV	in owner cabin
Radio-cd player	Blaupunkt
Cockpit speakers	yes
Speakers in salon	yes
Clock - barometer	yes



BENETEAU SWIFT TRAWLER 42



BENETEAU SWIFT TRAWLER 42



BENETEAU SWIFT TRAWLER 42




BENETEAU SWIFT TRAWLER 42



BENETEAU SWIFT TRAWLER 42



BENETEAU SWIFT TRAWLER 42




BENETEAU SWIFT TRAWLER 42



BENETEAU SWIFT TRAWLER 42




BENETEAU SWIFT TRAWLER 42



BENETEAU SWIFT TRAWLER 42



BENETEAU SWIFT TRAWLER 42



BENETEAU SWIFT TRAWLER 42



BENETEAU SWIFT TRAWLER 42



BENETEAU SWIFT TRAWLER 42




BENETEAU SWIFT TRAWLER 42




BENETEAU SWIFT TRAWLER 42



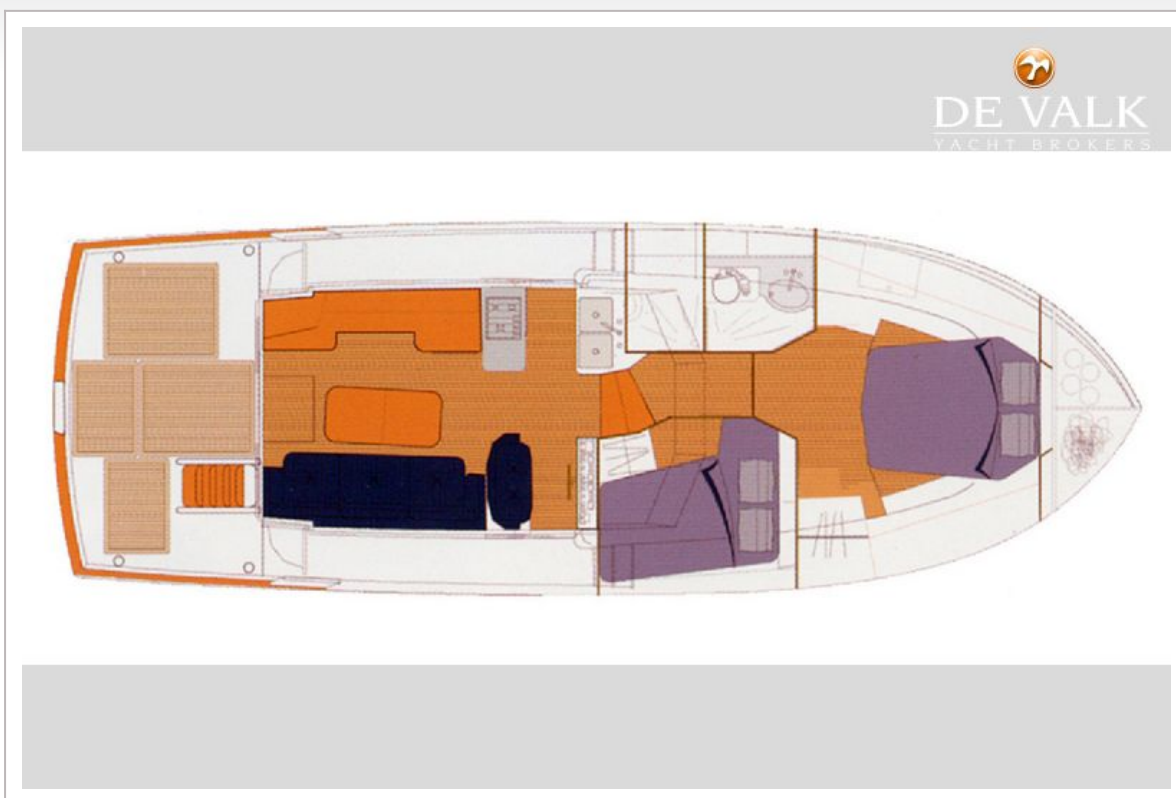
BENETEAU SWIFT TRAWLER 42



BENETEAU SWIFT TRAWLER 42



BENETEAU SWIFT TRAWLER 42



BENETEAU SWIFT TRAWLER 42

