



DE VALK
YACHT BROKERS



COLIN ARCHER



DE VALK
YACHT BROKERS

BROKER'S COMMENTS

Based upon beautiful lines, her designers created a fine combination of excellent sailing characteristics, comfort and classic style. Some of these yachts were built for different purposes. "Luna" is certainly in comparison, one of the better examples of high quality Dutch yachtbuilding craftsmanship.

Henk Sijbranda

SPECIFICATIONS

Dimensions	14.20 x 3.80 x 1.80 (m)	Builder	Jachtbouw Bronsveen Woudbloem
Built	1995	Cabins	2
Material	Steel	Berths	
Engine(s)	1 x Daf DF 615 diesel	Hp/Kw	120.00 (hp), 88.20 (kw)
Asking price	sold (VAT)	Lying	at sales office

CONTACT

Sales office	De Valk Hindeloopen B.V.	Telephone	+31 514 52 40 00
Address	Oosterstrand 1 8713 JS Hindeloopen NL	E-mail	hindeloopen@devalk.nl

DISCLAIMER

These particulars are given in good faith as supplied but cannot be guaranteed.



GENERAL

Model	COLIN ARCHER
Type	motorsailer
LOA (m)	14,20
LWL (m)	12,70
Beam (m)	3,80
Draft (m)	1,80
Air draft (m)	17,60
Headroom (m)	1,95
Year built	1995
Builder	Jachtbouw Bronsveen Woudbloem
Country	The Netherlands
Displacement (t)	20
Hull material	steel
Hull colour	red
Keel type	long keel
Superstructure material	steel
Rubbing strake	yes
Deck material	steel
Deck finish	anti-slip paint
Superstructure deck finish	yes
Cockpit deck finish	teak
Antifouling (year)	2010
Dorades	2
Window frame	brass
Window material	Hora
Portholes	yes
Insulation	rockwool
Mast can be lowered	2 x
Fuel tank (litre)	2100 (3)
Fuel daytank (litre)	100



Freshwater tank (litre)	3000 (2)
Blackwater tank (litre)	400
Wheel steering	yes
Inside helm position	Electric
Emergency tiller	yes

ACCOMMODATION

Cabins	2
Interior	teak
Layout	owners cabin in front,
Pilot house/deck saloon	yes
Headroom saloon (m)	1.90 - 1.95
Heating	central hot water Kabola (2008)
Dinette	In decksaloon
Galley	yes
Countertop	wood
Sink	
Cooker	2
Oven	Combi microwave/oven
Extractor	yes
Fridge	Isotherm
Hot water system	yes
Water pressure system	yes
Manual and/or foot pump	yes
Owners cabin	yes
Bed length (m)	1,90
Wardrobe	2 x
Bathroom	yes
Toilet	yes
Toilet system	electric
Wash basin	yes



Shower	yes
Guest cabin 1	bunk bed

MACHINERY

No of engines	1
Make	Daf
Type	DF 615
HP	120,00
kW	88,20
Fuel	diesel
Year installed	1981
Maximum speed (kn)	8,5
Cruising speed (kn)	7
Engine cooling system	closed keelcooling
Drive	shaft
Engine controls	mechanical
Gearbox	Hurth
Engine controls	mechanical
Bowthruster	hydraulic
Exhaust	dry
Propeller type	fixed
Propeller blades	3
Propeller shaft material	stainless steel
Shaft lubrication	oilbath
Manual bilge pump	yes
Electric bilge pump	yes
Bilge alarm	yes
Electrical installation	12, 24, 230 V.
Generator	10 kWA
Start battery	yes
Service battery	yes



Generator battery	yes
Battery charger	Mastervolt for Shore power and for start battery
Inverter	Victron 2500 Watt
Shorepower	yes
Insulation transformer	yes

NAVIGATION

Compass	yes
Electric compass	Fluxgate compass
Depth sounder	Autohelm bidata
Log	Autohelm bidata
Windset	Simrad IS 15
VHF	Furuno
Autopilot	Alphatron
Rudder angle indicator	Simrad
Radar	Furuno 1622
GPS	Furuno GP 31
Plotter	Chipmate CP 32
Navtex	Furuno NX 300

EQUIPMENT

Anchor	yes
Anchor 2	yes
Windlass	hydraulic
Sea railing	stainless steel
Pushpit	yes
Pulpit	yes
Life raft	4 persons
Lifebuoy	yes
Wiper	yes
Mooring lines	yes



Spare parts	yes
TV	yes
Clock - barometer	yes
Fire extinguisher	yes
Auto extinguisher system	yes


RIGGING

Rigging	ketch
Material mast	wood
Mainsail	De Vries lemmer 2001
Mainsail cover	yes
Mizzen	De Vries lemmer 2001
Mizzen sailcover	yes
Jib	yes
Staysail	De Vries lemmer 2001
Staysail furler	yes
Halyard winches	48, 30
























COLIN ARCHER









COLIN ARCHER

