



MALO 36



DE VALK  
YACHT BROKERS

## BROKER'S COMMENTS

With her centre cockpit and separate aft cabin, she provided lots of extra space and possibilities for family and friends. Very sturdy built (Scandinavian craftsmanship!) and safe, she is a very reliable and safe cruising yacht with ample storage space for equipment/fuel/water/etc. Famous Leif Angermark was responsible for her design, resulting in a well balanced and safe cruising yacht with speed potential to match.

*Johan Nooitgedagt*

## SPECIFICATIONS

<b>Dimensions</b>	11.75 x 3.48 x 1,75 / 1.79 (m)	<b>Builder</b>	Malo Yachts AB
<b>Built</b>	1999	<b>Cabins</b>	2
<b>Material</b>	GRP	<b>Berths</b>	6
<b>Engine(s)</b>	1 x Yanmar 3JH2-TBE diesel	<b>Hp/Kw</b>	47.62 (hp), 35.00 (kw)
<b>Asking price</b>	sold (VAT )	<b>Lying</b>	contact Hindeloopen

## CONTACT

<b>Sales office</b>	De Valk Hindeloopen B.V.	<b>Telephone</b>	+31 514 52 40 00
<b>Address</b>	Oosterstrand 1 8713 JS Hindeloopen NL	<b>E-mail</b>	hindeloopen@devalk.nl

## DISCLAIMER

These particulars are given in good faith as supplied but cannot be guaranteed.



## GENERAL

Model	MALO 36
Type	sailing yacht
LOA (m)	11,75
LWL (m)	11,58
Beam (m)	3,48
Draft (m)	1,79
Draft min (m)	1,75
Air draft (m)	16,50
Headroom (m)	1,95
Year built	1999
Builder	Malo Yachts AB
Country	Sweden
Designer	Leif Angermark Marin
Displacement (t)	7,7
Ballast (tonnes)	lead 3,1
CE norm	yes
Hull material	GRP
Hull colour	white
Hull shape	round-bilged
Keel type	fin keel
Superstructure material	GRP
Rubbing strake	stainless steel
Deck material	GRP
Deck finish	teak
Superstructure deck finish	teak
Cockpit deck finish	teak
Antifouling (year)	2014
Dorades	yes
Window frame	aluminium
Window material	perspex



Deckhatch	yes
Fuel tank (litre)	stainless steel 235
Level indicator (fuel tank)	yes
Freshwater tank (litre)	stainless steel 190 + 210
Greywater tank (litre)	stainless steel 50
Wheel steering	rack & pinion Whitlock Premiere Cobra
Emergency tiller	yes

## ACCOMMODATION

Cabins	2
Berths	6
Interior	mahogany
Layout	yes
Floor	teak and holly
Pilot house	yes
Saloon	yes
Headroom saloon (m)	1,90
Heating	diesel ducted hot air Eberspacher D3L-C
Navigation center	yes
Chart table	yes
Aft Cabin	yes
Countertop	corian
Sink	stainless steel
Cooker	calor gas Smev 2 pits
Oven	Smev
Gas alarm	Alde
Fridge	Isotherm
Hot water system	220V + engine Isotemp Boiler
Water pressure system	electrical
Owners cabin	v-bed
Bed length (m)	2,10



Wardrobe	hanging/drawers/shelves
Bathroom	separate
Toilet	separate
Toilet system	manual
Wash basin	at the toilet
Shower	separate
Guest cabin 1	double bed
Bed length (m)	2,00
Wardrobe	hanging/drawers/shelves
Bathroom	shared
Toilet	shared
Toilet system	manual
Wash basin	at the toilet
Shower	shared

## MACHINERY

No of engines	1
Make	Yanmar
Type	3JH2-TBE
HP	47,62
kW	35,00
Fuel	diesel
Year installed	1999
Maximum speed (kn)	7
Cruising speed (kn)	5
Consumption (l/hr)	2
Engine cooling system	freshwater heat exchanger
Drive	shaft
Engine controls	mechanical
Gearbox	mechanical
Engine controls	mechanical



<b>Bowthruster</b>	electric Max power
<b>Exhaust</b>	watercooled
<b>Thrust bearing</b>	Aquadrive
<b>Propeller type</b>	feathering Flex o fould
<b>Propeller blades</b>	3
<b>Propeller shaft material</b>	stainless steel
<b>Shaft lubrication</b>	water
<b>Manual bilge pump</b>	yes
<b>Electric bilge pump</b>	yes
<b>Electrical installation</b>	yes
<b>Batteries</b>	yes
<b>Start battery</b>	yes
<b>Service battery</b>	yes
<b>Battery monitor</b>	Septor
<b>Battery charger</b>	Tystor 30 Ah
<b>Inverter</b>	yes
<b>Battery charger/inverter</b>	Tystor
<b>Shorepower</b>	with cable

## NAVIGATION

<b>Compass</b>	Plastimo Olympic 135
<b>Electric compass</b>	Silva Star repeater
<b>Depth sounder</b>	Raytheon St 60 Depth
<b>Log</b>	Raytheon St 60 Speed
<b>Windset</b>	Raytheon St 60 Wind
<b>Repeater</b>	Raytheon St 60 Multi
<b>VHF</b>	Sailor C 4901 VHF
<b>VHF handheld</b>	yes
<b>Autopilot</b>	Raytheon St 6000+
<b>Rudder angle indicator</b>	Raytheon St 6000+
<b>GPS</b>	Furuno GP-32 GPS navigator



Radar/GPS	Computer
Personal computer	Computer
PC connection	yes
Electronis chart(s)	yes

## EQUIPMENT

Fixed windscreen	yes
Sprayhood	yes
Cockpit cover	yes
Cockpit table	yes
Bow ladder	yes
Anchor	Bruce
Anchor chain	80m 8mm
Windlass	electrical Lofrans
Deck wash	yes
Sea railing	wire
Grab rail (superstructure)	teak
Radar reflector	yes
Fenders	yes
Mooring lines	yes
Spare parts	yes
Radio-cd player	Sony
Cockpit speakers	yes
Speakers in salon	yes
Clock - barometer	Electric Barometer
Fire extinguisher	yes

## RIGGING

Rigging	sloop
Standing rigging	wire
Brand mast	Seldén



<b>Material mast</b>	aluminium
<b>Spreaders</b>	Double aft raked spreaders
<b>Mainsail</b>	32m2
<b>Mainsail cover</b>	yes
<b>Battcars</b>	yes
<b>Fully battened mainsail</b>	yes
<b>Genoa</b>	43m2 135%
<b>Genoa furler</b>	yes
<b>Genoa cover</b>	yes
<b>Gennaker</b>	yes
<b>Stormjib</b>	yes
<b>Reefing System</b>	quick-one-line-reefing 2 Reefs
<b>Backstay adjuster</b>	mechanical
<b>Boomvang</b>	mechanical
<b>Primary sheet winch</b>	1x Andersen 12ST
<b>Secondary sheet winch</b>	1x Andersen 28ST lectric 2speed
<b>Genoa sheetwinches</b>	2x Andersen 46ST
<b>Halyard winches</b>	yes
<b>Multifunctional winches</b>	halyard/sheet winches
<b>Spi-pole</b>	aluminium
<b>Jockey-pole</b>	aluminium
<b>Isolated backstay</b>	yes

















































# MALO 36

