



DE VALK
YACHT BROKERS



BAVARIA 37 CUSTOM LINE



DE VALK
YACHT BROKERS

BAVARIA 37 CUSTOM LINE

BROKER'S COMMENTS

Very good Bavaria 37 Custom Line from first and only owner. Commissioned July 2006. Good handling and sail performance from the easy to handle stoway Elvström sails. Safe due to handling the rig from the cockpit, so ideal for short-handed sailing. The Bavaria 37 Custom Line offers good stowage space below and on deck. Two cabin layout for fun family cruising with heating and creature comforts. She comes well equipped with Raymarine instruments, autopilot, plotter, electric furler system etc.

Johan Schootstra

SPECIFICATIONS

Dimensions	11.35 x 3.80 x 1.60 (m)	Builder	Bavaria Yachtbau GmbH
Built	2006	Cabins	2
Material	GRP	Berths	6
Engine(s)	1 x Volvo Penta D1-30 diesel	Hp/Kw	30.00 (hp), 22.05 (kw)
Asking price	sold (VAT)	Lying	at sales office

CONTACT

Sales office	De Valk Hindeloopen B.V.	Telephone	+31 514 52 40 00
Address	Oosterstrand 1 8713 JS Hindeloopen NL	E-mail	hindeloopen@devalk.nl

DISCLAIMER

These particulars are given in good faith as supplied but cannot be guaranteed.



BAVARIA 37 CUSTOM LINE

GENERAL

Model	BAVARIA 37 CUSTOM LINE
Type	sailing yacht
LOA (m)	11,35
LWL (m)	9,82
Beam (m)	3,80
Draft (m)	1,60
Air draft (m)	16,00
Headroom (m)	1,97
Year built	2006
Launched	07-2006
Builder	Bavaria Yachtbau GmbH
Country	Germany
Designer	J&J Design
Displacement (t)	6,9
Ballast (tonnes)	cast iron 1,9
CE norm	A
Hull material	GRP
Hull colour	AWL-grip, Ocean Blue metallic
Hull shape	round-bilged
Keel type	fin keel
Superstructure material	GRP
Rubbing strake	Teak with stainless steel
Deck material	GRP
Deck finish	teak
Superstructure deck finish	non-skid moulded in Teak and
Cockpit deck finish	teak
Antifouling (year)	2015
Window frame	aluminium
Window material	perspex
Deckhatch	6x



BAVARIA 37 CUSTOM LINE

Portholes	aluminium
Fuel tank (litre)	polyethylene 150
Level indicator (fuel tank)	Bavaria panel
Freshwater tank (litre)	polyethylene 210 + 150
Blackwater tank (litre)	polyethylene
Blackwater tank extraction	deck extraction + uw line
Wheel steering	cable steering Whitlock
Emergency tiller	yes

ACCOMMODATION

Cabins	2
Berths	6
Interior	mahogany
Floor	teak and holly
Open cockpit	yes
Saloon	yes
Headroom saloon (m)	1,97
Heating	diesel ducted hot air Webasto 3,5kw, extra opening in toilet
Chart table	yes
Aft Cabin	1x
Galley	yes
Countertop	plastic
Sink	stainless steel Double
Cooker	calor gas Bavaria - 2 burner
Oven	In cooker
Fridge	Waeco Combicool 12v
Hot water system	220V + engine Boiler
Water pressure system	electrical
Owners cabin	double bed Latex mattress with ventilation system
Bed length (m)	2,10
Wardrobe	drawers and shelves



Guest cabin 1	double bed
Bed length (m)	2
Wardrobe	drawers and shelves
Bathroom	shared
Toilet	Jabsco
Toilet system	manual
Wash basin	yes
Shower	yes
Extra info	Ample ventilation and light below decks through the use of deckhatches, dorade vents and skylights.

MACHINERY

No of engines	1
Make	Volvo Penta
Type	D1-30
HP	30,00
kW	22,05
Fuel	diesel
Year installed	2006
Maximum speed (kn)	6,5
Cruising speed (kn)	6
Consumption (l/hr)	3
Engine cooling system	freshwater heat exchanger
Drive	sail-drive
Saildrive seal	2015
Engine controls	bowden cable
Gearbox	mechanical Volvo Penta Saildrive
Bowthruster	electric
Exhaust	watercooled
Propeller type	folding Volvo
Propeller blades	3



Manual bilge pump	yes
Electric bilge pump	yes
Electrical installation	12 / 220V
Start battery	1x Exide 12v / 60Ah (2016)
Service battery	2x AMG Marine 12V / 140Ah (2017)
Bowthruster battery	yes
Battery charger	Quick SBC 300 NRC 30A (2017)
Shorepower	with cable

NAVIGATION

Depth sounder	Data from: Raymarine ST60+ TRIDATA
Log	Data from: Raymarine ST60+ TRIDATA
Windset	Raymarine ST60+ WIND
VHF	Power supply not fixed
Autopilot	Raymarine ST6002
Rudder angle indicator	On autopilot
Plotter/GPS	Raymarine C70

EQUIPMENT

Sprayhood	yes
Sprayhood with grab rail	yes
Cockpit cover	2x
Cockpit table	yes
Bathing platform	yes
Boarding ladder	stainless steel
Deck shower	yes
Anchor	CQR Plough
Anchor chain	50mtr. - 8mm
Windlass	electrical Lewmar Pro Series
Sea railing	stainless steel
Grab rail (superstructure)	stainless steel



Pushpit	yes
Pulpit	yes
Life raft	valise (or bag)
Radar reflector	Firdell Blipper
Fenders	yes
Mooring lines	yes
Radio-cd player	Pioneer
Speakers in salon	yes

RIGGING

Rigging	fractional
Standing rigging	wire
Brand mast	Seldén
Material mast	aluminium
Spreaders	2x
Mainsail	Elvstrom Cruising
Fully battened mainsail	Vertical
Stoway mast	yes
Genoa	with foam strips for reefing
Genoa furler	Furlex 200E - electric
Gennaker	yes
Reefing System	main in-mast furling
Backstay adjuster	tackle
Boomvang	gasspring Seldén Rodkicker
Genoa sheetwinches	2 x Lewmar 40CST
Halyard winches	2 x Lewmar 30CST



BAVARIA 37 CUSTOM LINE



BAVARIA 37 CUSTOM LINE



BAVARIA 37 CUSTOM LINE



BAVARIA 37 CUSTOM LINE



BAVARIA 37 CUSTOM LINE



BAVARIA 37 CUSTOM LINE



BAVARIA 37 CUSTOM LINE



BAVARIA 37 CUSTOM LINE




BAVARIA 37 CUSTOM LINE



BAVARIA 37 CUSTOM LINE




BAVARIA 37 CUSTOM LINE



BAVARIA 37 CUSTOM LINE



BAVARIA 37 CUSTOM LINE



BAVARIA 37 CUSTOM LINE




BAVARIA 37 CUSTOM LINE



BAVARIA 37 CUSTOM LINE



BAVARIA 37 CUSTOM LINE



BAVARIA 37 CUSTOM LINE



BAVARIA 37 CUSTOM LINE

