



FJORD 40 CRUISER



FJORD 40 CRUISER

BROKER'S COMMENTS

Fjord 40 Cruiser. Fjord shows with a refreshing design the new standard. Not seen before, today every one knows about the modern way of motorboat cruising. Technically advanced yet never complicated, Volvo 370 hp diesel engines with IPS. Speed and the ultimated ship control in one hand. Minimum airdraft 3,50 m.

Arjen Hoeksma

SPECIFICATIONS

| | | | |
|---------------------|--------------------------|----------------|------------------------------|
| Dimensions | 12.00 x 4.00 x 0.90 (m) | Builder | Hanse Yachts |
| Built | 2008 | Cabins | 2 |
| Material | Epoxy and foam core | Berths | 4 |
| Engine(s) | 2 x Volvo IPS 500 Diesel | Hp/Kw | 2 x 370.00 (hp), 271.95 (kw) |
| Asking price | sold (VAT) | Lying | at sales office |

CONTACT

| | | | |
|---------------------|--|------------------|----------------------|
| Sales office | De Valk Loosdrecht B.V. | Telephone | +31 (0)35 582 90 30 |
| Address | 't Breukeleveense Meentje 6 1231LM Loosdrecht / Wijdmeren NL | E-mail | loosdrecht@devalk.nl |

DISCLAIMER

These particulars are given in good faith as supplied but cannot be guaranteed.



FJORD 40 CRUISER

GENERAL

| | |
|------------------------------|------------------------------|
| Model | FJORD 40 CRUISER |
| Type | motor yacht Motor Yacht |
| LOA (m) | 12,00 |
| Beam (m) | 4,00 |
| Draft (m) | 0,90 |
| Air draft (m) | 3,50 |
| Headroom (m) | 2,00 |
| Year built | 2008 |
| Builder | Hanse Yachts |
| Country | Germany |
| Designer | Allseas Design |
| Displacement (t) | 9,5 |
| CE norm | B |
| Hull material | epoxy and foam core |
| Hull colour | White |
| Hull shape | Deep-V |
| Superstructure material | GRP |
| Rubbing strake | Stainless steel |
| Deck finish | Teak |
| Window frame | Aluminum |
| Window material | Toughened glass |
| Portholes | Lewmar hatches |
| Insulation | Engine room |
| Fuel tank (litre) | 1000 |
| Level indicator (fuel tank) | yes |
| Freshwater tank (litre) | 340 |
| Level indicator (freshwater) | yes |
| Blackwater tank (litre) | yes |
| Wheel steering | Electric Volvo Drive by Wire |



FJORD 40 CRUISER

ACCOMMODATION

| | |
|-------------------------------|-------------------------------------|
| Cabins | 2 |
| Berths | 4 |
| Interior | Mahogany Exotic |
| Floor | Teak |
| Saloon | Spacious with Lewmar hatches in top |
| Headroom saloon (m) | 2 |
| Dinette | yes |
| Dinette to convert into berth | yes |
| Galley | Spacious in saloon |
| Countertop | Corian |
| Sink | Corian |
| Cooker | Keramic Wallas 2-Burner |
| Fridge | with freezer compartment Isotherm |
| Hot water system | 220v + engine Boiler 40L |
| Water pressure system | Electrical |
| Owners cabin | French bed |
| Bathroom | en suite |
| Toilet | En suite |
| Toilet system | Electric |
| Wash basin | in the bathroom |
| Shower | En suite |
| Guest cabin 1 | Single bed |

MACHINERY

| | |
|---------------|---------|
| No of engines | 2 |
| Make | Volvo |
| Type | IPS 500 |
| HP | 370,00 |
| kW | 271,95 |
| Fuel | diesel |



FJORD 40 CRUISER

| | |
|-------------------------|-------------------------------|
| Year installed | 2008 |
| Maximum speed (kn) | 35 |
| Engine hours | 115 |
| Engine cooling system | Freshwater heatexchanger |
| Engine controls | Electrical Volvo Penta |
| Exhaust | Watercooled |
| Propeller type | Volvo Penta IPS |
| Propeller blades | Volvo Penta IPS |
| Manual bilge pump | yes |
| Electric bilge pump | yes |
| Electrical installation | 12V/230V |
| Start battery | 2x 100Ah |
| Service battery | 2x 100Ah |
| Battery charger | 12V/50A |
| Inverter | Mastervolt AC master 12V/350W |
| Shorepower | yes |
| Trimtabs | yes |

NAVIGATION

| | |
|------------------------|----------------------------------|
| Electric compass | Raymarine |
| Depth sounder | Raymarine ST60+ Tridata |
| Log | Raymarine ST60+ Tridata |
| VHF | Raymarine VHF 240 E |
| Autopilot | Raymarine steering pilot ST 8002 |
| Rudder angle indicator | Volvo Penta |
| Radar | Raymarine Radar 2 kW |
| GPS | Raymarine E 120 |
| Plotter | Raymarine E 120 |

EQUIPMENT

| | |
|------------|-----|
| Sun awning | yes |
|------------|-----|



FJORD 40 CRUISER


| | |
|-----------------------------|---------------------------------------|
| Cockpit cushions | yes |
| Cockpit table | yes |
| Cockpit chairs | yes |
| Bathing platform | yes |
| Boarding ladder | yes |
| Deck shower | Hot/Cold |
| Anchor | Hydraulisch folding out |
| Anchor chain | yes |
| Windlass | Electrical Lewmar with remote control |
| Sea railing | Stainless steel |
| Grab rail (superstructure) | Stainless steel |
| Wiper | 2x double |
| Horn | Electric |
| TV | On lift Samsung 22" |
| Radio-cd player | Bose entertainment system |
| Cockpit speakers | Bose |
| Fire extinguisher | yes |
| Extinguisher in engine room | yes |
| Auto extinguisher system | yes |



FJORD 40 CRUISER




FJORD 40 CRUISER



FJORD 40 CRUISER



FJORD 40 CRUISER



FJORD 40 CRUISER




FJORD 40 CRUISER



FJORD 40 CRUISER



FJORD 40 CRUISER



FJORD 40 CRUISER



FJORD 40 CRUISER



FJORD 40 CRUISER




FJORD 40 CRUISER



FJORD 40 CRUISER





FJORD 40 CRUISER




FJORD 40 CRUISER



FJORD 40 CRUISER



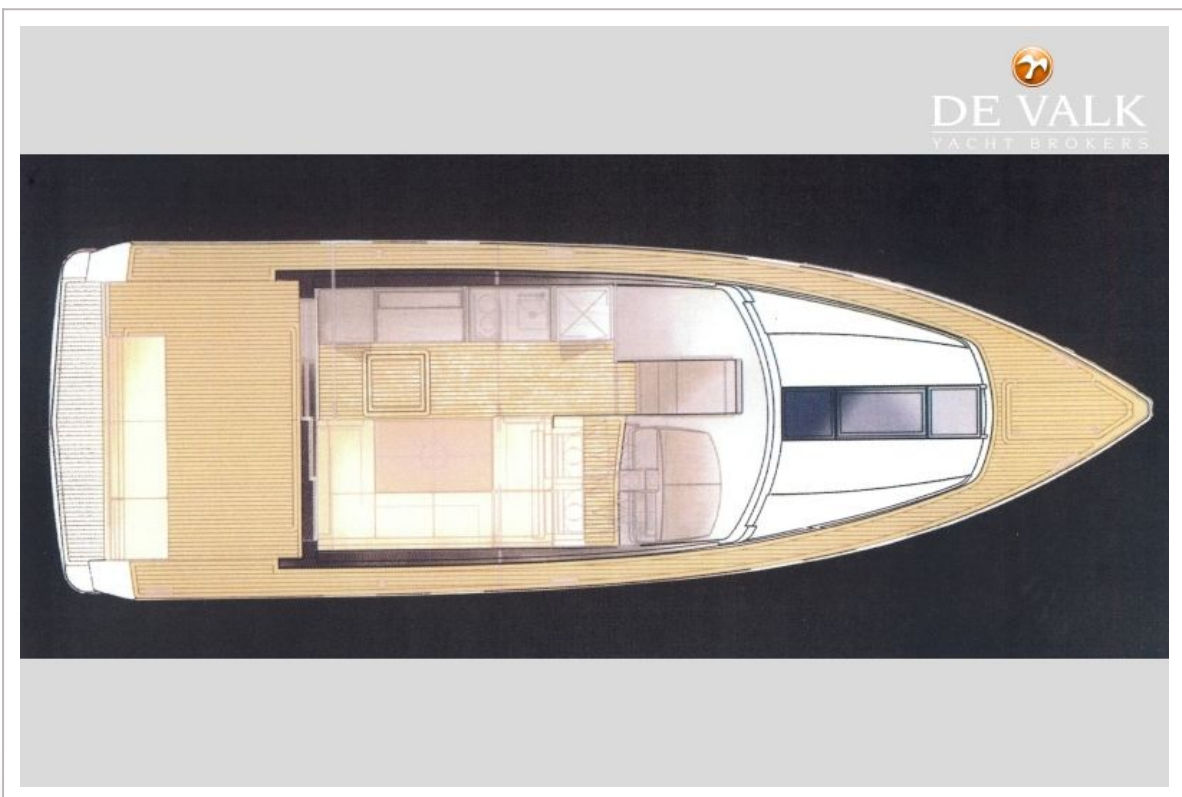
FJORD 40 CRUISER



FJORD 40 CRUISER



FJORD 40 CRUISER



FJORD 40 CRUISER

