



COLIN ARCHER BRONSVEEN 15.00

COLIN ARCHER BRONSVEEN 15.00

BROKER'S COMMENTS

This sturdy Colin Archer 1500 built by Bronsveen is an all weather type of blue water sailingyacht and a fine combination of excellent sailing characteristics, comfort and classic style. A large deck saloon and galley and spacious sitting area, together with 2 large, double bed cabins and separate bunk beds makes her ideal for living on board or a trip around the globe. A tasteful and beautifully finished teak interior with fine paneling and a rich upholstery will make you feel at home instantly. With her new sails from 2016 and recently renewed navigation equipment 'Stor' is ready to go.

Harald Padberg

SPECIFICATIONS

Dimensions	14.90 x 4.60 x 2.20 (m)	Builder	Bronsveen, Woudsbloem
Built	1991	Cabins	3
Material	Steel	Berths	6
Engine(s)	1 x DAF DF615 diesel	Hp/Kw	120.00 (hp), 88.20 (kw)
Asking price	sold (VAT)	Lying	at sales office

CONTACT

Sales office	De Valk Monnickendam B.V.	Telephone	+31 (0)299 65 63 50
Address	Hoogedijk 6 1145 PM Katwoude NL	E-mail	monnickendam@devalk.nl

DISCLAIMER

These particulars are given in good faith as supplied but cannot be guaranteed.



GENERAL

Model	COLIN ARCHER BRONSVEEN 15.00
Type	sailing yacht
LOA (m)	14,90
Beam (m)	4,60
Draft (m)	2,20
Air draft (m)	21,00
Headroom (m)	2,00
Year built	1991
Launched	1994
Builder	Bronsveen, Woudsbloem
Country	The Netherlands
Designer	Vripack
Displacement (t)	31
Hull material	steel
Hull colour	blue
Hull shape	round-bilged
Keel type	long keel
Superstructure material	steel
Rubbing strake	steel
Deck material	steel
Deck finish	non-skid paint
Superstructure deck finish	paint
Window frame	aluminium
Window material	Partly double glazing / dubbelgas / Doppelverglasung Pilothouse
Deckhatch	4 x heatable / verwarmde / heizbare bronze frames
Portholes	brass
Insulation	foam
Fuel tank (litre)	1.500 L
Level indicator (fuel tank)	yes
Fuel daytank (litre)	200 L



Level indicator (daytank)	yes
Freshwater tank (litre)	2 X 700 L - cemented / gecementeerd / zementiert
Level indicator (freshwater)	yes
Blackwater tank (litre)	2 X 175 L
Inside helm position	with remote control
Outside helm position	mechanical
Emergency tiller	yes
More info on hull	The hull was built in 1991 by Bronsveen; completed and launched in 1994. Hull construction: joggled and double welded for extra sturdiness.
Extra info	Stor is located in our sales marina which is approx. 30 minutes from Amsterdam Schiphol Airport.
Extra info	LOA: 17.50 - LWL: 14.90

ACCOMMODATION

Cabins	3
Berths	6
Interior	teak
Pilot house/deck saloon	yes
Headroom saloon (m)	2.00 M
Heating	central heating Kabola 17,5 Kw
Navigation center	yes
Chart table	yes
Dinette	yes
Opening door to cockpit	yes
Galley	yes
Countertop	Duropol
Sink	stainless steel
Cooker	electric Etna - 2015
Microwave/oven combi	yes
Fridge	yes
Freezer	yes



Hot water system	on central heating
Water pressure system	electrical
Owners cabin	double bed
Bed length (m)	2.00 M
Wardrobe	hanging/drawers/shelves
Bathroom	en suite
Toilet	en suite
Toilet system	manual
Wash basin	in the bathroom
Guest cabin 1	bunk bed
Bed length (m)	2.00 M
Bathroom	shared
Toilet	shared
Toilet system	electric
Wash basin	in the bathroom
Shower	shared
Guest cabin 2	double bed
Bed length (m)	2.00 M
Wardrobe	hanging/drawers/shelves
Washing machine	Bosch Exclusiv F1300A
Dryer	Bosch WTL 5200
Extra info	Forward and aft cabin with their double beds are very spacious and both have ample headroom. A fridge is installed at the galley and towards the aft a seperate large freezer.

MACHINERY

No of engines	1
Make	DAF
Type	DF615
HP	120,00
kW	88,20
Fuel	diesel



Maximum speed (kn)	8
Engine hours	2250
Engine cooling system	closed keelcooling
Drive	shaft
Engine controls	bowden cable
Gearbox	hydraulic Techno Drive TM 170
Propeller type	fixed
Propeller blades	3
Propeller shaft material	stainless steel
Shaft lubrication	water
Electric bilge pump	yes
Electrical installation	24V / 220V
Generator	dry exhaust Mitsubishi 14,5 Kva
Start battery	2 x 120 ah - 2011
Service battery	4 x 180 ah - 2017
Generator battery	1 x 92 ah - 2011
Battery monitor	yes
Battery charger/inverter	3000W Victron multiplus 24/3000/70 - 2011
Shorepower	with cable
Insulation transformer	yes
Extra info	propeller shaft, incl. all belongings have been renewed in August 2018

NAVIGATION

Compass	Cassens en Plath
Depth sounder	Raymarine
Depth sounder/log	Raymarine
Log	Raymarine
Windset	Raymarine
VHF	B&G V50 - 2014
Autopilot	Raymarine EVO1 ACU400 - 2014



GPS	2 x Raymarine
Radar/GPS/plotter	Raymarine E7 - R70 - 2014
Navtex	ICS navtex 4 plus
AIS receiver	B&G V50 - 2014
Navigation lights	yes
Searchlight	yes
Extra info	Raytheon ST600R Remote autopilot control unit
Extra info	All navigation equipment is Seataalk connected

EQUIPMENT

Bimini	yes
Anchor	CQR Plough
Anchor chain	50 M - 2016
Windlass	electrical Monza
Deck wash	yes
Outboard support	yes
Sea railing	stainless steel
Grab rail (superstructure)	stainless steel
Railing side opening gates	3 X
Pushpit	stainless steel
Life raft	container
Life raft (pers)	6
Last life raft survey	2016
Lifejackets	6 X
Lifebuoy	1 X
Danbuoy	1 X
Wiper	2 x 2016
Horn	yes
Fenders	yes
Mooring lines	yes
Clock - barometer	yes



Extra info

4 x stainless steel hatch storm covers

RIGGING

Rigging

ketch

Standing rigging

wire

Material mast

aluminium

Mainsail

45 m2 - 2016

Mainsail cover

2016

Mizzen

20 m2 - 2016

Mizzen sailcover

2016

Genoa

77 m2 - 2016

Genoa furler

yes

Cutter furler

26 m2 - 2016

Boomvang


Gas spring / gasdrukveer / Gasdruckfeder

Extra info

9 x Andersen Winches: 2 x 58, 2x 46, 3 x 40, 2x 28


























COLIN ARCHER BRONSVEEN 15.00







