



DE VALK  
YACHT BROKERS



ETAP 46DS



DE VALK  
YACHT BROKERS

# ETAP 46DS

## BROKER'S COMMENTS

Innovative, good quality in construction and detailing and a strong group of experienced followers. A good way to describe the Etap range and culminating in the flag-ship, the Etap 46DS. Comes well equipped with all the modern features and mod-cons. Excellent accommodations with a genuine deck salon with panoramic views. Other modern yacht claim the "DS" features but really only have enlarged windows. Not the Etap 46DS so come onboard and enjoy the "Etap-experience".

*Marc Weijenberg*

## SPECIFICATIONS

<b>Dimensions</b>	14.46 x 4.40 x 1.55 (m)	<b>Builder</b>	Etap Yachting
<b>Built</b>	2007	<b>Cabins</b>	3
<b>Material</b>	GRP	<b>Berths</b>	8
<b>Engine(s)</b>	1 x Yanmar 4JH4-TE diesel	<b>Hp/Kw</b>	75.00 (hp), 55.13 (kw)
<b>Asking price</b>	sold (VAT )	<b>Lying</b>	at sales office

## CONTACT

<b>Sales office</b>	De Valk Sint Annaland B.V.	<b>Telephone</b>	+31 166 601 000
<b>Address</b>	Koelhuisweg 4 4697 RM Sint Annaland NL	<b>E-mail</b>	sintannaland@devalk.nl

## DISCLAIMER

These particulars are given in good faith as supplied but cannot be guaranteed.



## GENERAL

<b>Model</b>	ETAP 46DS
<b>Type</b>	sailing yacht
<b>LOA (m)</b>	14,46
<b>LWL (m)</b>	12,50
<b>Beam (m)</b>	4,40
<b>Draft (m)</b>	1,55
<b>Air draft (m)</b>	19,85
<b>Headroom (m)</b>	2,00
<b>Year built</b>	2007
<b>Builder</b>	Etap Yachting
<b>Country</b>	Belgium
<b>Designer</b>	Von Ahlen/Etap Yachting
<b>Displacement (t)</b>	12,3
<b>Ballast (tonnes)</b>	cast iron 4,2
<b>CE norm</b>	A class
<b>Hull material</b>	GRP
<b>Hull colour</b>	off-white
<b>Hull shape</b>	roundbilged
<b>Keel type</b>	tandem keel
<b>Superstructure material</b>	GRP
<b>Rubbing strake</b>	yes
<b>Deck material</b>	GRP
<b>Deck finish</b>	cork Marine Deck 2000
<b>Cockpit deck finish</b>	yes
<b>Window material</b>	tempered glass
<b>Portholes</b>	aluminum
<b>Insulation</b>	foam
<b>Fuel tank (litre)</b>	200
<b>Freshwater tank (litre)</b>	polyethylene 460
<b>Blackwater tank (litre)</b>	polyethylene 125



<b>Blackwater tank extraction</b>	deck extraction + pump
<b>Wheel steering</b>	rack & pinion 2 x JFA
<b>Emergency tiller</b>	yes
<b>Extra info</b>	improved stainless steel rudderstock blinds for deckhatches and some mosquito screens covers for windows decksalon

## ACCOMMODATION

<b>Cabins</b>	3
<b>Berths</b>	6 fixed berths+2 on dinette 8
<b>Interior</b>	walnut
<b>Deck saloon</b>	with panoramic view
<b>Headroom saloon (m)</b>	2,00
<b>Heating</b>	central hot water Webasto
<b>Chart table</b>	yes
<b>Dinette to convert into berth</b>	in decksalon
<b>Galley</b>	yes
<b>Countertop</b>	corian
<b>Sink</b>	stainless steel 2 x
<b>Cooker</b>	Eno 2 burner
<b>Oven</b>	Eno
<b>Microwave</b>	Siemens
<b>Fridge</b>	2 x (12v Vitrifrigo + 12v Frigoboat)
<b>Hot water system</b>	220V + engine Boiler
<b>Water pressure system</b>	electrical
<b>Owners cabin</b>	double bed
<b>Wardrobe</b>	hanging and drawers
<b>Bathroom</b>	en suite
<b>Toilet</b>	en suite
<b>Toilet system</b>	electric
<b>Wash basin</b>	in the bathroom
<b>Shower</b>	en suite



<b>Guest cabin 1</b>	double bed
<b>Wardrobe</b>	hanging
<b>Bathroom</b>	shared
<b>Toilet</b>	shared
<b>Toilet system</b>	manual
<b>Wash basin</b>	in the bathroom
<b>Shower</b>	shared
<b>Guest cabin 2</b>	double bed
<b>Wardrobe</b>	hanging
<b>Extra info</b>	Interior design by Studio Bertone Leather upholstery in dinette/salon All Latex mattress' in all cabins Floor carpets Courtesy lights LED interior lights

## MACHINERY

<b>No of engines</b>	1
<b>Make</b>	Yanmar
<b>Type</b>	4JH4-TE
<b>HP</b>	75,00
<b>kW</b>	55,13
<b>Fuel</b>	diesel
<b>Year installed</b>	2007
<b>Maximum speed (kn)</b>	8
<b>Cruising speed (kn)</b>	7
<b>Consumption (l/hr)</b>	4,5
<b>Engine hours</b>	230
<b>Engine cooling system</b>	freshwater heat exchanger
<b>Drive</b>	sail-drive
<b>Engine controls</b>	bowden cable
<b>Gearbox</b>	mechanical Yanmar Saildrive
<b>Bowthruster</b>	electric Sidepower 95kgf (2013)
<b>Exhaust</b>	watercooled
<b>Propeller type</b>	fixed



<b>Propeller blades</b>	3
<b>Manual bilge pump</b>	yes
<b>Electric bilge pump</b>	yes
<b>Bilge alarm</b>	Via SMS
<b>Electrical installation</b>	12/220v
<b>Generator</b>	wet exhaust Lister Panda 4Kv
<b>Start battery</b>	1 x
<b>Service battery</b>	2 x 200amp Gel
<b>Generator battery</b>	1 x
<b>Battery monitor</b>	Phillipi
<b>Battery charger/inverter</b>	Victron 12v/3000watt/120amp
<b>Shorepower</b>	with cable
<b>Watermaker</b>	hibernated condition 200ltr/hr
<b>Extra info</b>	Alarm via SMS for; bilges, gps position, low battery.

## NAVIGATION

<b>Compass</b>	on pedestal 2 x Plastimo 135
<b>Depth sounder</b>	Raymarine ST60+
<b>Log</b>	Raymarine ST60+
<b>Windset</b>	Raymarine ST60+
<b>VHF</b>	+ cockpit connection Raymarine Ray240E
<b>Autopilot</b>	+ cordless remote Raymarine ST6002
<b>Radar/GPS/plotter</b>	with repeater and gyro heading sensor Raymarine E80
<b>Navtex</b>	with USB connection
<b>Electronic chart(s)</b>	NL / UK / Baltic sea

## EQUIPMENT

<b>Sprayhood</b>	yes
<b>Cockpit table</b>	yes
<b>Bathing platform</b>	yes
<b>Boarding ladder</b>	stainless steel



Transom door	yes
Bow ladder	intergrated with pullpit
Deck shower	hot+cold
Anchor	CQR Plough
Anchor chain	90 mtr / 8mm
Anchor 2	Fortress
Windlass	electrical Simpson & Lawrence
Sea railing	stainless steel
Grab rail (superstructure)	stainless steel
Railing side opening gates	with "easy-step-on"
Pushpit	yes
Pulpit	yes
Lifejackets	yes
Lifebuoy	yes
Safety lines on deck	yes
Radar reflector	yes
Fenders	yes
Mooring lines	yes
TV	also combines as repeater for the plotter/gps Philips
Radio-cd player	+ Bluetooth / Ipod connection Sony 4 x 55 watt
DVD player	Philips
Cockpit speakers	yes
Speakers in salon	yes
Fire extinguisher	yes
Extra info	led navigation lights docking lights on the bow cockpit lighting in boom

## RIGGING

Rigging	sloop
Brand mast	Seldén
Material mast	aluminum



<b>Spreaders</b>	2
<b>Fully battened mainsail</b>	vertical battens Elvstrom-Sobstad
<b>Stoway mast</b>	yes
<b>Genoa III</b>	Elvstrom-Sobstad
<b>Genoa furler</b>	Furlex 300S
<b>Gennaker</b>	yes
<b>Reefing System</b>	main in-mast furling
<b>Backstay adjuster</b>	mechanical Seldén
<b>Boomvang</b>	mechanical Seldén Rodkicker
<b>Genoa sheetwinches</b>	2 x Anderssen 52ST
<b>Halyard winches</b>	2 x Anderssen 46ST
<b>Multifunctional winches</b>	1 x Anderssen 40ST electric



# ETAP 46DS



# ETAP 46DS



# ETAP 46DS



# ETAP 46DS



# ETAP 46DS



# ETAP 46DS




# ETAP 46DS




# ETAP 46DS




# ETAP 46DS



# ETAP 46DS



# ETAP 46DS







# ETAP 46DS




# ETAP 46DS



# ETAP 46DS




# ETAP 46DS

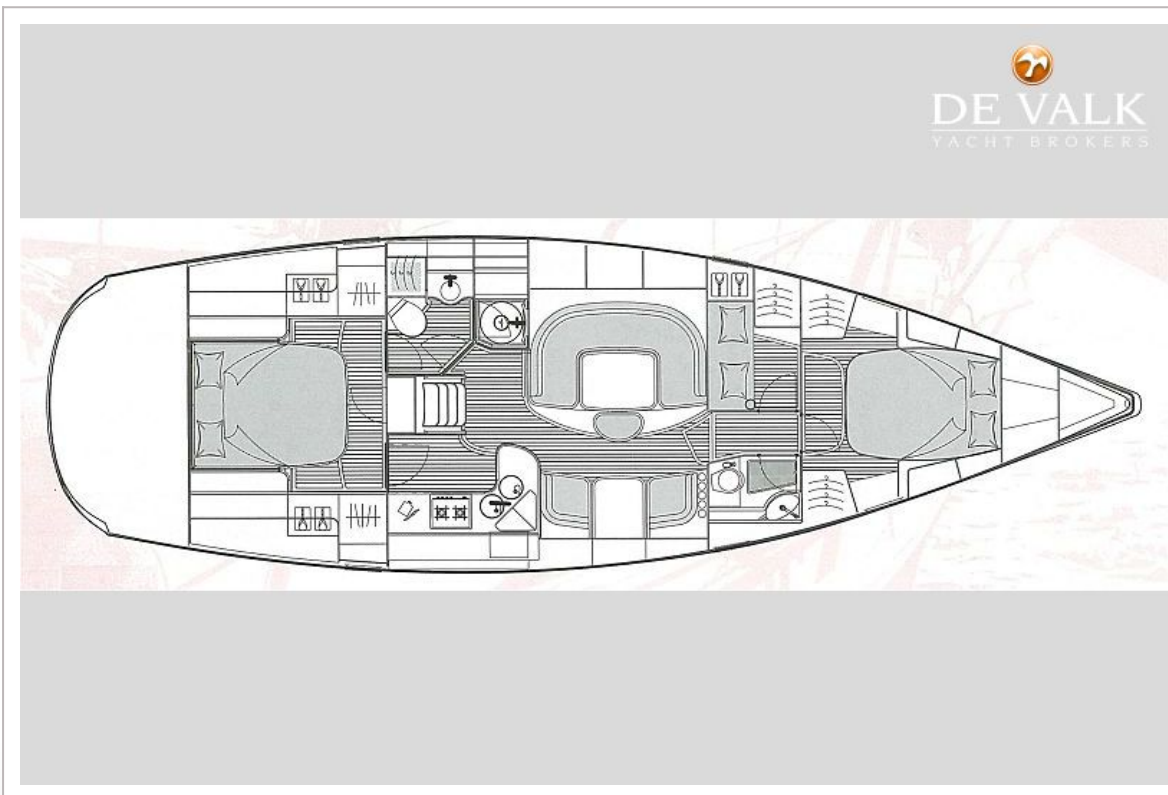




# ETAP 46DS



# ETAP 46DS



# ETAP 46DS



# ETAP 46DS



