



## RIVIERA 37 FLYBRIDGE



## BROKER'S COMMENTS

With her twin 370 hp Volvo Penta diesels (type D6) she can plane and cover larger distances quite fast but can also cruise along more economically. Her large saloon/wheelhouse can be increased by opening her door to the cockpit making her very accessible and comfortable.

*Reinier van der Wolf*

## SPECIFICATIONS

<b>Dimensions</b>	13.09 x 4.23 x 1.05 (m)	<b>Builder</b>	Riviera Group
<b>Built</b>	2006	<b>Cabins</b>	2
<b>Material</b>	GRP	<b>Berths</b>	6
<b>Engine(s)</b>	2 x Volvo Penta D6 diesel	<b>Hp/Kw</b>	2 x 370.00 (hp), 271.95 (kw)
<b>Asking price</b>	sold (VAT )	<b>Lying</b>	at sales office

## CONTACT

<b>Sales office</b>	De Valk Monnickendam B.V.	<b>Telephone</b>	+31 (0)299 65 63 50
<b>Address</b>	Hoogedijk 6 1145 PM Katwoude NL	<b>E-mail</b>	monnickendam@devalk.nl

## DISCLAIMER

These particulars are given in good faith as supplied but cannot be guaranteed.



## GENERAL

Model	RIVIERA 37 FLYBRIDGE
Type	motor yacht
LOA (m)	13,09
LWL (m)	12,01
Beam (m)	4,23
Draft (m)	1,05
Air draft (m)	4,97
Year built	2006
Builder	Riviera Group
Country	Australia
Designer	Riviera Group
Displacement (t)	10,9
CE norm	B
Hull material	GRP
Hull colour	white
Hull shape	deep-V
Superstructure material	GRP
Rubbing strake	stainless steel
Deck material	GRP
Deck finish	moulded in
Superstructure deck finish	moulded in
Cockpit deck finish	teak
Antifouling (year)	May 2013
Window material	tempered glass Alfab, windows on the side smoky.
Flybridge	yes
Flybridge cockpit cover	White
Fuel tank (litre)	polyethylene 1.225
Level indicator (fuel tank)	On display Volvo Penta
Freshwater tank (litre)	polyethylene 450
Level indicator (freshwater)	In galley VDO



<b>Blackwater tank (litre)</b>	polyethylene 68
<b>Blackwater tank extraction</b>	deck extraction + pump
<b>Wheel steering</b>	hydraulic
<b>Inside helm position</b>	yes
<b>Flybridge helm position</b>	hydraulic
<b>More info on hull</b>	Treated with two layers of epoxy and a layer antifouling (2013)

## ACCOMMODATION

<b>Cabins</b>	2
<b>Berths</b>	2 in Ownerscabin - 2 guestcabin starboard - 2 in the saloon. 6
<b>Interior</b>	teak
<b>Floor</b>	woodprint
<b>Saloon</b>	yes
<b>Headroom saloon (m)</b>	1,92 m.
<b>Air-conditioning</b>	reverse cycle airco Cruiseair
<b>Dinette to convert into berth</b>	In saloon.
<b>Galley</b>	yes
<b>Countertop</b>	plastic
<b>Sink</b>	GRP 1x
<b>Cooker</b>	electric Fisher & Paykel
<b>Microwave</b>	Sharp (2012)
<b>Fridge</b>	with freezer compartment Undra
<b>Freezer</b>	In cockpit
<b>Hot water system</b>	220V + engine Boiler
<b>Water pressure system</b>	electrical
<b>Coffee maker</b>	Nespresso Magimix
<b>Owners cabin</b>	double bed
<b>Wardrobe</b>	hanging
<b>Bathroom</b>	yes
<b>Toilet</b>	shared
<b>Toilet system</b>	vacuum Vacu Flush



Wash basin	in the bathroom
Shower	shared
Guest cabin 1	twin single
Wardrobe	drawers

## MACHINERY

No of engines	2
Make	Volvo Penta
Type	D6
HP	370,00
kW	271,95
Fuel	diesel
Year installed	2006
Maximum speed (kn)	30
Cruising speed (kn)	20
Engine hours	2100
Engine cooling system	freshwater heat exchanger
Drive	shaft
Engine controls	electrical Volvo Penta
Gearbox	Volvo Penta
Bowthruster	electric Side Power Thruster
Propeller type	fixed
Propeller blades	Brass 4
Propeller shaft material	stainless steel
Shaft lubrication	water
Manual bilge pump	yes
Electric bilge pump	Johnson Pump
Bilge alarm	Red light on dashboard
Electrical installation	12V/220V
Generator	Onan E-QD
Running hours generator	780



Start battery	2 (2013)
Service battery	2 (2013)
Generator battery	1 (2013)
Bowthruster battery	with use of service batteries
Windlass battery	with use of service batteries
Battery monitor	By mobilephone
Battery charger	Victron Energy 12V / 50 Amp
Shorepower	with cable
Trimtabs	2 x

## NAVIGATION

Compass	Ritchie
Compass on flybridge	Ritchie
Depth sounder	by Raymarine C120
Log	by Raymarine C120
Fish finder	by Raymarine C120
VHF	Icom ICM 421 on Flybridge Sailor Iridium + Icom ICM411 + Icom ICM 421
Autopilot	In saloon and on Flybridge Raymarine ST 6002 Smartpilot
Rudder angle indicator	By autopilot
GPS	on Flybridge Raymarine 435i
Plotter	Raymarine A70
Radar/plotter	Raymarine C120
Radar/GPS/plotter	Raymarine C140W
Electronic chart(s)	Navionics
AIS receiver	with inside steeringposition Raymarine

## EQUIPMENT

Dodger	first part of cockpit
Bathing platform	yes
Boarding ladder	stainless steel



Transom door	yes
Deck shower	yes
Anchor	Delta
Anchor chain	Stainless steel with 200 m. line 7 m.
Windlass	electrical Muir Atlantic 2500 (2012)
Deck wash	In cockpit
Sea railing	stainless steel
Grab rail (superstructure)	stainless steel
Pulpit	Stainless steel
Life raft	valise (or bag) ORC (2007)
Life raft (pers)	6
Last life raft survey	Needs service
Wiper	yes
Horn	electric
Fenders	yes
TV	Samsung
Radio-cd player	Clarion
DVD player	Clarion Vs 738
Cockpit speakers	Clarion Marine
Speakers in salon	Clarion
Fire extinguisher	In saloon (stb)
Extinguisher in engine room	entrance engineroom



# RIVIERA 37 FLYBRIDGE





# RIVIERA 37 FLYBRIDGE



# RIVIERA 37 FLYBRIDGE






# RIVIERA 37 FLYBRIDGE



# RIVIERA 37 FLYBRIDGE



# RIVIERA 37 FLYBRIDGE





## RIVIERA 37 FLYBRIDGE



## RIVIERA 37 FLYBRIDGE



# RIVIERA 37 FLYBRIDGE






# RIVIERA 37 FLYBRIDGE



## RIVIERA 37 FLYBRIDGE





## RIVIERA 37 FLYBRIDGE



## RIVIERA 37 FLYBRIDGE






## RIVIERA 37 FLYBRIDGE





## RIVIERA 37 FLYBRIDGE






## RIVIERA 37 FLYBRIDGE







# RIVIERA 37 FLYBRIDGE



# RIVIERA 37 FLYBRIDGE

  
**DE VALK**  
YACHT BROKERS



  
**DE VALK**  
YACHT BROKERS

