



DE VALK  
YACHT BROKERS



## CONCORD 47.5 DS KOOPMANS



DE VALK  
YACHT BROKERS

# CONCORD 47.5 DS KOOPMANS

## BROKER'S COMMENTS

This Aluminium Koopmans designed deck saloon sailing yacht is finished to the highest standards, build in ALMG 4,5 MN. She is an ideal blue water cruiser and her Reckman electric hydraulic furling headsail system combined with her electric hydraulic winches make her easy to handle. 'Northern Light' is complete with new antifouling, heating, air-conditioning, bowthruster, generator, Nanni diesel engine and much more. She really is a must see!

*Reinier van der Wolf*

## SPECIFICATIONS

<b>Dimensions</b>	14.45 x 4.36 x 2.15 (m)	<b>Builder</b>	Alumarine B.V., Sint Annaland
<b>Built</b>	1999	<b>Cabins</b>	2
<b>Material</b>	Aluminium	<b>Berths</b>	6
<b>Engine(s)</b>	1 x Nanni 5250 TDI diesel	<b>Hp/Kw</b>	85.00 (hp), 62.48 (kw)
<b>Asking price</b>	sold (VAT )	<b>Lying</b>	at sales office

## CONTACT

<b>Sales office</b>	De Valk Monnickendam	<b>Telephone</b>	+31 299 65 63 50
<b>Address</b>	Hoogedijk 6 1145 PM Katwoude The Netherlands	<b>E-mail</b>	monnickendam@devalk.nl

## DISCLAIMER

These particulars are given in good faith as supplied but cannot be guaranteed.



# CONCORD 47.5 DS KOOPMANS

## GENERAL

<b>Model</b>	CONCORD 47.5 DS KOOPMANS
<b>Type</b>	sailing yacht
<b>LOA (m)</b>	14,45
<b>LWL (m)</b>	11,75
<b>Beam (m)</b>	4,36
<b>Draft (m)</b>	2,15
<b>Air draft (m)</b>	19,81
<b>Headroom (m)</b>	1,90
<b>Year built</b>	1999
<b>Launched</b>	2000
<b>Builder</b>	Alumarine B.V., Sint Annaland
<b>Country</b>	The Netherlands
<b>Designer</b>	D. Koopmans / B. Busman
<b>Displacement (t)</b>	20
<b>Ballast (tonnes)</b>	lead in aluminum 5,7
<b>CE norm</b>	A
<b>Hull material</b>	aluminium
<b>Hull colour</b>	blue
<b>Hull shape</b>	round-bilged
<b>Keel type</b>	fin keel
<b>Superstructure material</b>	aluminium
<b>Antifouling (year)</b>	2016
<b>Window frame</b>	aluminium
<b>Window material</b>	tempered glass 10 MM.
<b>Deckhatch</b>	9x Goyot
<b>Portholes</b>	aluminium Goyot
<b>Fuel tank (litre)</b>	aluminium 500 L.
<b>Fuel daytank (litre)</b>	aluminium 80 L.
<b>Freshwater tank (litre)</b>	aluminium 2x 350 L.
<b>Greywater tank (litre)</b>	180 L.



<b>Wheel steering</b>	Whitlock
<b>Emergency tiller</b>	yes
<b>More info on hull</b>	Hull built in ABS certified aluminium type ALMG 4.5 MnH 321 in the following measurements: Hull under waterline 8MM. Hull above waterline 8MM. Keelplating 8MM. Deck, superstructure and cockpit 6MM. Superstructure sides 6MM. Tanktops and manhole covers 6MM. Engine mounts 8 and 20MM. Mast foundation 80 and 100MM.
<b>More info on paintwork</b>	Hull painted in 2005. The hull was blasted by Hooghiemstra in 2011, and put in a two-component system and antifouling.

## ACCOMMODATION

<b>Cabins</b>	2
<b>Berths</b>	6
<b>Interior</b>	teak Burma
<b>Saloon</b>	with comfortable around sit and panorama view
<b>Headroom saloon (m)</b>	1,90 M.
<b>Heating</b>	electric 220V Mini booster (2011)
<b>Air-conditioning</b>	reverse cycle airco 2x Westerbeke
<b>Galley</b>	yes
<b>Countertop</b>	yes
<b>Sink</b>	yes
<b>Cooker</b>	electric Kuppers Busch 3-burner
<b>Extractor</b>	yes
<b>Microwave/oven combi</b>	Krupp
<b>Fridge</b>	Isotherm 160 L. stainless steel with 3 separate drawers with 10 cm of insulation
<b>Freezer</b>	Isotherm 120 L. stainless steel with 2 drawers with 20 cm of insulation
<b>Hot water system</b>	20L. Boyler
<b>Water pressure system</b>	electrical Rheinstrom
<b>Crockery</b>	yes
<b>Owners cabin</b>	double bed



<b>Bed length (m)</b>	2 M.
<b>Wardrobe</b>	yes
<b>Bathroom</b>	yes
<b>Toilet</b>	Baby blake
<b>Toilet system</b>	manual
<b>Wash basin</b>	yes
<b>Shower</b>	yes
<b>Guest cabin 1</b>	double bed
<b>Bed length (m)</b>	2 M.
<b>Wash basin</b>	yes

## MACHINERY

<b>No of engines</b>	1
<b>Make</b>	Nanni
<b>Type</b>	5250 TDI
<b>HP</b>	85,00
<b>kW</b>	62,48
<b>Fuel</b>	diesel
<b>Year installed</b>	1999
<b>Maximum speed (kn)</b>	8
<b>Consumption (l/hr)</b>	4,5 L/H @7 knots
<b>Engine cooling system</b>	freshwater heat exchanger
<b>Drive</b>	shaft
<b>Shaft seal</b>	Shaft and Volvo shaft seal with automatic vent of 2016
<b>Gearbox</b>	Hurth H630V V drive
<b>Bowthruster</b>	(2011)
<b>Propeller type</b>	Max Prop
<b>Propeller blades</b>	3
<b>Propeller shaft material</b>	stainless steel
<b>Electric bilge pump</b>	24V 100 L/minute with suction manifold
<b>Generator</b>	Westerbeke HZ 9KVA low rev genset



<b>Running hours generator</b>	1604
<b>Batteries</b>	1x 260Ah 12V system (2001) 8x
<b>Start battery</b>	1x shared start and generator battery 260Ah (2001)
<b>Service battery</b>	6x 260Ah (2015)
<b>Generator battery</b>	1x shared start and generator battery 260Ah (2001)
<b>Battery monitor</b>	yes
<b>Battery charger</b>	1x Mastervolt 12V 80Ah (2001) 1x Mastervolt 24V 60Ah (2001) 1x for start battery
<b>Inverter</b>	Mastervolt 1500W.
<b>Shorepower</b>	with cable
<b>Insulation transformer</b>	3x (2001)
<b>Watermaker</b>	HRO 90L/ Hour (2001) needs to be checked
<b>Extra info</b>	1x 175 Ah alternator 24V
<b>Extra info</b>	bow thruster overhauled (2015)

## NAVIGATION

<b>Compass</b>	Magnetic pedestal compass. Simrad Fluxgate compass.
<b>Depth sounder</b>	Simrad
<b>Forw. looking depth sounder</b>	yes
<b>Log</b>	Simrad
<b>Windset</b>	Simrad wind instrumentation for both true and appearant windspeed and direction
<b>VHF</b>	yes
<b>Autopilot</b>	Simrad
<b>Radar</b>	Simrad
<b>Plotter/GPS</b>	Simrad CA04 plotterscreen in the cockpit with repeater inside with integrated GPS
<b>Searchlight</b>	yes
<b>Loudhailer</b>	Simrad
<b>Extra info</b>	ICOM SSB transceiver

## EQUIPMENT



Bathing platform	yes
Boarding ladder	yes
Deck shower	with hot and cold water
Anchor	yes
Anchor chain	100 M. 10 MM. s/s
Anchor 2	yes
Anchor chain	60 M. 10 MM. s/s
Windlass	electrical 2x Simpson Lawrence
Dinghy	rigid inflatable Walker Bay 260
Outboard	Yamaha 2,5Pk
Davits	stainless steel Edson
Life raft	yes
Lifejackets	yes
Safety lines on deck	yes
Rope cutter	yes
Fenders	yes
Mooring lines	yes
Spare parts	yes
Tools	yes
TV	mounted on a TV lift Sony
Radio-cd player	with MP3 Panasonic
DVD player	Panasonic
Surround Sound System	yes
Speakers in salon	yes
Clock - barometer	yes
Auto extinguisher system	yes
Extra info	Karcher high pressure chainwash.
Extra info	1x Simpson Lawrence Sprint 300 electric windlass with engine of 2015 1x Simpson Lawrence Sprint 1500 electric windlass with engine from 2016. Both anchor winches controllable from the front and out of the cockpit.
Extra info	Dive Compressor (Coltri sub) overhauled in 2011 including two tanks



## RIGGING

<b>Rigging</b>	cutter
<b>Brand mast</b>	Reckmann (2005)
<b>Material mast</b>	aluminium
<b>Spreaders</b>	2x
<b>Keel stepped mast</b>	yes
<b>Battcars</b>	Harken with lazy jacks
<b>Fully battened mainsail</b>	2001
<b>Cutterstay</b>	2001
<b>Furling boom</b>	Navtec manual hydraulic boomvang
<b>Genoa</b>	2001
<b>Booster</b>	2001
<b>Yankee</b>	Furling yankee challenge Dacron
<b>Backstay adjuster</b>	hydraulic Navtec manual
<b>Boomvang</b>	hydraulic Navtec manual
<b>Primary sheet winch</b>	5x Andersen 2speed ST o.w. 4 electric hydraulic
<b>Spi-pole</b>	Reckman
<b>Extra info</b>	Reckman electric hydraulic furling headsail system. Reckman electric hydraulic furling inner forestay system. Furling inner jib challenge Dacron. Navtec central pump system in the cockpit.





# CONCORD 47.5 DS KOOPMANS



# CONCORD 47.5 DS KOOPMANS





# CONCORD 47.5 DS KOOPMANS




# CONCORD 47.5 DS KOOPMANS





# CONCORD 47.5 DS KOOPMANS





# CONCORD 47.5 DS KOOPMANS



# CONCORD 47.5 DS KOOPMANS





# CONCORD 47.5 DS KOOPMANS





# CONCORD 47.5 DS KOOPMANS




# CONCORD 47.5 DS KOOPMANS





# CONCORD 47.5 DS KOOPMANS




# CONCORD 47.5 DS KOOPMANS





# CONCORD 47.5 DS KOOPMANS




# CONCORD 47.5 DS KOOPMANS






# CONCORD 47.5 DS KOOPMANS



# CONCORD 47.5 DS KOOPMANS






# CONCORD 47.5 DS KOOPMANS



# CONCORD 47.5 DS KOOPMANS





# CONCORD 47.5 DS KOOPMANS

