



RM 890



DE VALK
YACHT BROKERS

BROKER'S COMMENTS

Designed for speed and long distance, the RM 890 has a sail plan allowing the superb hull to express its full power. The 'Golden Lobster' is a complete and well kept sailing yacht.

Sander van der Voorn

SPECIFICATIONS

Dimensions	8.90 x 3.42 x 1.50 (m)	Builder	Fora Marine, La Rochelle
Built	2014	Cabins	1
Material	Wood Epoxy	Berths	6
Engine(s)	1 x Volvo Penta D1 -20 diesel	Hp/Kw	18.80 (hp), 13.82 (kw)
Asking price	sold (VAT)	Lying	elsewhere / Not at sales office

CONTACT

Sales office	De Valk Monnickendam B.V.	Telephone	+31 (0)299 65 63 50
Address	Hoogedijk 6 1145 PM Katwoude NL	E-mail	monnickendam@devalk.nl

DISCLAIMER

These particulars are given in good faith as supplied but cannot be guaranteed.



GENERAL

Model	RM 890
Type	sailing yacht
LOA (m)	8,90
LWL (m)	8,79
Beam (m)	3,42
Draft (m)	1,50
Air draft (m)	14,00
Headroom (m)	2,00
Year built	2014
Builder	Fora Marine, La Rochelle
Country	France
Designer	Marc Lombard Design Group
Displacement (t)	4,2
Ballast (tonnes)	3,2
CE norm	B
Hull material	wood epoxy
Hull colour	brown
Hull thickness (mm)	18-35 mm.
Hull shape	hard chine
Keel type	bilge keels
Superstructure material	epoxy and foam core
Deck material	wood epoxy
Deck finish	non-skid paint
Superstructure deck finish	non-skid paint
Cockpit deck finish	non-skid paint
Antifouling (year)	2016
Window material	polycarbonate
Fuel tank (litre)	polyethylene
Freshwater tank (litre)	2x 50 L.
Blackwater tank (litre)	1x 35 L.



Blackwater tank extraction	deck extraction
Greywater tank (litre)	1x 50 L.
Tiller	yes

ACCOMMODATION

Cabins	1
Berths	6
Interior	yes
Open cockpit	yes
Saloon	yes
Headroom saloon (m)	1,98 M.
Heating	diesel ducted hot air
Galley	yes
Countertop	corian
Sink	stainless steel
Cooker	calor gas
Oven	yes
Fridge	yes
Hot water system	220V + Calor Gas
Water pressure system	electrical
Manual and/or foot pump	yes
Owners cabin	double bed
Bathroom	shared
Toilet	shared
Toilet system	manual
Wash basin	at the toilet
Shower	shared
Guest cabin 1	double bed
Guest cabin 2	Technical area

MACHINERY



No of engines	1
Make	Volvo Penta
Type	D1 -20
HP	18,80
kW	13,82
Fuel	diesel
Year installed	2014
Maximum speed (kn)	7
Cruising speed (kn)	5
Consumption (l/hr)	6
Engine hours	113
Engine cooling system	seawater
Drive	sail-drive
Engine controls	bowden cable
Propeller type	Kiwi Prop
Manual bilge pump	yes
Electric bilge pump	yes
Electrical installation	12V / 220V
Battery charger	Victron Energy Blue Power 12/30/3
Shorepower	with cable

NAVIGATION

Depth sounder	Raymarine I50
Log	Raymarine I50
VHF	Raymarine 49A
Autopilot	Raymarine EV200
GPS	Raymarine A 75 MFD

EQUIPMENT

Fixed windscreen	yes
Sprayhood with grab rail	yes



Winter cover	yes
Boarding ladder	stainless steel
Anchor	Kobra 10kg.
Anchor 2	Danforth
Anchor chain	30 M.
Windlass	electrical
Sea railing	wire
Safety lines on deck	yes
Wiper	yes
Cockpit speakers	yes
Speakers in salon	yes
Fire extinguisher	yes

RIGGING

Rigging	sloop
Standing rigging	wire
Brand mast	Z-Spar
Material mast	aluminium
Fully battened mainsail	Techniqueni Voile (2014)
Genoa	yes
Genoa furler	yes
Genoa cover	yes
Removable innerforestay	yes
Stormjib	yes
Primary sheet winch	2x Lewmar 40
Secondary sheet winch	2x Lewmar 30
Reefing winch	Slab reefing 3





RM 890




RM 890
























RM 890









RM 890

