



DE VALK  
YACHT BROKERS



## BAVARIA 38 CRUISER



DE VALK  
YACHT BROKERS

# BAVARIA 38 CRUISER

## BROKER'S COMMENTS

This well maintained, first and privately owned Bavaria 38 Cruiser is delivered in 2009. This spacious yacht is comfortable and easy to handle while sailing and when motoring. Good headroom everywhere and plenty of storage space. She comes well equipped with a 28 hp engine, stoway sails and autopilot. The two cabin design provides you an excellent owners cabin which is situated in the front, with a French bed and cabinets on both sides which makes here ideal for family's.

*Reinier van der Wolf*

## SPECIFICATIONS

|                     |                               |                |                                   |
|---------------------|-------------------------------|----------------|-----------------------------------|
| <b>Dimensions</b>   | 11.72 x 3.90 x 1.95 (m)       | <b>Builder</b> | Bavaria Yachtbau GmbH, Giebelstad |
| <b>Built</b>        | 2009                          | <b>Cabins</b>  | 2                                 |
| <b>Material</b>     | GRP                           | <b>Berths</b>  | 6                                 |
| <b>Engine(s)</b>    | 1 x Volvo Penta D1-30F diesel | <b>Hp/Kw</b>   | 28.00 (hp), 20.58 (kw)            |
| <b>Asking price</b> | sold (VAT )                   | <b>Lying</b>   | at sales office                   |

## CONTACT

|                     |                                       |                  |                        |
|---------------------|---------------------------------------|------------------|------------------------|
| <b>Sales office</b> | De Valk Monnickendam B.V.             | <b>Telephone</b> | +31 (0)299 65 63 50    |
| <b>Address</b>      | Hoogedijk 6<br>1145 PM Katwoude<br>NL | <b>E-mail</b>    | monnickendam@devalk.nl |

## DISCLAIMER

These particulars are given in good faith as supplied but cannot be guaranteed.



# BAVARIA 38 CRUISER

## GENERAL

|                            |                                   |
|----------------------------|-----------------------------------|
| Model                      | BAVARIA 38 CRUISER                |
| Type                       | sailing yacht                     |
| LOA (m)                    | 11,72                             |
| LWL (m)                    | 9,90                              |
| Beam (m)                   | 3,90                              |
| Draft (m)                  | 1,95                              |
| Air draft (m)              | 17,50                             |
| Headroom (m)               | 1,89                              |
| Year built                 | 2009                              |
| Builder                    | Bavaria Yachtbau GmbH, Giebelstad |
| Country                    | Germany                           |
| Designer                   | J&J Design                        |
| Displacement (t)           | 7,2                               |
| CE norm                    | A                                 |
| Hull material              | GRP                               |
| Hull colour                | white                             |
| Hull shape                 | round-bilged                      |
| Keel type                  | fin keel                          |
| Superstructure material    | GRP                               |
| Rubbing strake             | Brass / messing                   |
| Deck material              | GRP                               |
| Deck finish                | non-skid moulded in               |
| Superstructure deck finish | non-skid moulded in               |
| Cockpit deck finish        | teak                              |
| Antifouling (year)         | 2016                              |
| Dorades                    | 2x                                |
| Window frame               | aluminium                         |
| Window material            | perspex                           |
| Deckhatch                  | 6x Lewmar                         |
| Fuel tank (litre)          | polyethylene 250                  |



# BAVARIA 38 CRUISER

|                             |                           |
|-----------------------------|---------------------------|
| Level indicator (fuel tank) | yes                       |
| Freshwater tank (litre)     | polyethylene 210 + 150    |
| Blackwater tank (litre)     | polyethylene              |
| Blackwater tank extraction  | deck extraction + uw line |
| Wheel steering              | mechanical Lewmar         |
| Emergency tiller            | stainless steel           |

## ACCOMMODATION

|                       |   |
|-----------------------|---|
| Cabins                | 2   |
| Berths                | 6   |
| Interior              | mahogany                                    |
| Floor                 | teak and holly                              |
| Saloon                | yes   |
| Headroom saloon (m)   | 1.97  |
| Heating               | diesel ducted hot air Webasto Airtop  Evo M |
| Chart table           | yes   |
| Aft Cabin             | yes   |
| Galley                | yes   |
| Countertop            | yes   |
| Sink                  | stainless steel                             |
| Cooker                | calor gas Bavaria Yachts, 2 burner          |
| Oven                  | combined with cooker Bavaria Yachts         |
| Microwave             | Siemens                                     |
| Fridge                | Waeco                                       |
| Hot water system      | 220V + engine Boiler                        |
| Water pressure system | electrical                                  |
| Owners cabin          | French bed                                  |
| Bed length (m)        | 2   |
| Wardrobe              | hanging and shelves                         |
| Bathroom              | shared                                      |
| Toilet                | shared                                      |



# BAVARIA 38 CRUISER

|                |                     |
|----------------|---------------------|
| Toilet system  | manual Jabsco       |
| Wash basin     | in the bathroom     |
| Shower         | shared              |
| Guest cabin 1  | double bed          |
| Bed length (m) | 2                   |
| Wardrobe       | hanging and shelves |

## MACHINERY

|                         |                           |
|-------------------------|---------------------------|
| No of engines           | 1                         |
| Make                    | Volvo Penta               |
| Type                    | D1-30F                    |
| HP                      | 28,00                     |
| kW                      | 20,58                     |
| Fuel                    | diesel                    |
| Year installed          | 2009                      |
| Maximum speed (kn)      | 7,5                       |
| Cruising speed (kn)     | 6                         |
| Consumption (l/hr)      | 3                         |
| Engine hours            | 785                       |
| Engine cooling system   | freshwater heat exchanger |
| Drive                   | sail-drive                |
| Saildrive seal          | 2009                      |
| Engine controls         | mechanical                |
| Exhaust                 | watercooled               |
| Propeller type          | fixed                     |
| Propeller blades        | 2x                        |
| Manual bilge pump       | Whale                     |
| Electric bilge pump     | yes                       |
| Electrical installation | 12/220 volt               |
| Start battery           | 1                         |
| Service battery         | 2 x new 2017              |



# BAVARIA 38 CRUISER

|                 |                  |
|-----------------|------------------|
| Battery charger | Quick 40A / 12 V |
| Shorepower      | with cable       |

## NAVIGATION

|                     |  |
|---------------------|--|
| Compass             | Plastimo                                       |
| Depth sounder       | Raymarine ST60+ Tridata                        |
| Log                 | Raymarine ST60+ Tridata                        |
| Windset             | Raymarine ST60+ Wind                           |
| VHF handheld        | Raymarine Ray 240E + DSC                       |
| Autopilot           | with remote S100 Raymarine ST 6002 Smart pilot |
| Radar               | Raymarine C80 2Kw                              |
| Electronic chart(s) | Navionics                                      |
| Navigation lights   | yes  |

## EQUIPMENT

|                            |                  |
|----------------------------|------------------|
| Sprayhood                  | yes              |
| Cockpit table              | yes              |
| Bathing platform           | electric         |
| Boarding ladder            | stainless steel  |
| Deck shower                | cold and hot     |
| Anchor                     | yes              |
| Anchor chain               | yes              |
| Windlass                   | electrical Quick |
| Sea railing                | wire             |
| Grab rail (superstructure) | stainless steel  |
| Pushpit                    | yes              |
| Pulpit                     | yes              |
| Lifebuoy                   | yes              |
| Fenders                    | yes              |
| Mooring lines              | yes              |
| TV                         | LG               |



# BAVARIA 38 CRUISER

|                   |                               |
|-------------------|-------------------------------|
| TV receiver       | Glomex                        |
| Radio-cd player   | JVC                           |
| Fire extinguisher | yes                           |
| Extra info        | TV transformer installed 2016 |

## RIGGING

|                     |                      |
|---------------------|----------------------|
| Rigging             | sloop                |
| Standing rigging    | wire 2009            |
| Brand mast          | Seldén               |
| Material mast       | aluminium            |
| Spreaders           | 2x                   |
| Mainsail            | yes                  |
| Stoway mast         | yes                  |
| Genoa               | yes                  |
| Genoa furler        | Furlex 200S          |
| Spinnaker           | yes                  |
| Reefing System      | main in-mast furling |
| Backstay adjuster   | tackle               |
| Boomvang            | gasspring Seldén     |
| Primary sheet winch | 2x Lewmar 40 ST      |
| Genoa sheetwinches  | 2x Lewmar 40 ST      |
| Halyard winches     | 2x Lewmar 30 ST      |



# BAVARIA 38 CRUISER



# BAVARIA 38 CRUISER



# BAVARIA 38 CRUISER



# BAVARIA 38 CRUISER



# BAVARIA 38 CRUISER



# BAVARIA 38 CRUISER



# BAVARIA 38 CRUISER




# BAVARIA 38 CRUISER





# BAVARIA 38 CRUISER




# BAVARIA 38 CRUISER



# BAVARIA 38 CRUISER




# BAVARIA 38 CRUISER




# BAVARIA 38 CRUISER




# BAVARIA 38 CRUISER




# BAVARIA 38 CRUISER




# BAVARIA 38 CRUISER



# BAVARIA 38 CRUISER



# BAVARIA 38 CRUISER



| Hauptabmessungen          | Main measurements  |
|---------------------------|--------------------|
| Gesamtlänge               | 11,72 m            |
| Länge Rumpf               | 11,45 m            |
| Länge Wasserlinie         | 9,90 m             |
| Gesamtbreite              | 3,90 m             |
| Tiefgang Standardkeel ca. | 1,95 m             |
| Leergewicht ca.           | 7.200 kg           |
| Ballast ca.               | 2.100 kg           |
| Motor Volvo Penta         | D1-30              |
|                           | 20,1 kW/27,3 PS/hp |
| Treibstofftank ca.        | 150 l              |
| Wassertank ca.            | 210 l              |
| Kabinen                   | 2 oder/ or 3       |
| Kojen                     | 4 oder/ or 6       |
| Stehhöhe im Salon, ca.    | 1,88 m             |

| Segel und Rigg                | Sail and Rigging |
|-------------------------------|------------------|
| Großsegel und Genoa ca.       | 69,00 m²         |
| Masthöhe i.d. Wasserlinie ca. | 15,45 m          |

