



## ELAN IMPRESSION 434

# ELAN IMPRESSION 434

## BROKER'S COMMENTS

This Elan Impression 434, designed by the well known designer Rob Humphreys, has been built, by the owner together with the manufacturer, to sail single handed. All winches can be operated, electrically, from both steering positions. Elan is the specialist in fyberglass vacuum products. Strong and of high quality, gained through their experience as one of the famous manufacturers of skis. Other characteristics: comfortable, well equipped, semi sportive family cruiser with 2 aft cabins and 1 owner cabin with seperated toilet and shower space. She has always been well maintained.

*Sander van der Voorn*

## SPECIFICATIONS

<b>Dimensions</b>	13.40 x 4.20 x 1.90 (m)	<b>Builder</b>	Elan Marine
<b>Built</b>	2005	<b>Cabins</b>	3
<b>Material</b>	GRP	<b>Berths</b>	8
<b>Engine(s)</b>	1 x Volvo Penta D2-55-C diesel	<b>Hp/Kw</b>	56.00 (hp), 41.16 (kw)
<b>Asking price</b>	sold (VAT )	<b>Lying</b>	at sales office

## CONTACT

<b>Sales office</b>	De Valk Monnickendam B.V.	<b>Telephone</b>	+31 (0)299 65 63 50
<b>Address</b>	Hoogedijk 6 1145 PM Katwoude NL	<b>E-mail</b>	monnickendam@devalk.nl

## DISCLAIMER

These particulars are given in good faith as supplied but cannot be guaranteed.



## GENERAL

Model	ELAN IMPRESSION 434
Type	sailing yacht
LOA (m)	13,40
LWL (m)	11,45
Beam (m)	4,20
Draft (m)	1,90
Headroom (m)	2,20
Year built	2005
Launched	2005
Builder	Elan Marine
Country	Slovenia
Designer	Rob Humphreys
Displacement (t)	13
Ballast (tonnes)	cast iron and lead 3,310
CE norm	A
Hull material	GRP
Hull colour	grey
Hull shape	round-bilged
Keel type	fin keel
Superstructure material	GRP
Rubbing strake	stainless steel
Deck material	
Deck finish	teak
Superstructure deck finish	teak
Cockpit deck finish	teak
Antifouling (year)	2019
Window frame	aluminium
Window material	polycarbonate
Deckhatch	2
Portholes	aluminium



Insulation	foam
Radar arch	non collapsible Stainless steel
Fuel tank (litre)	stainless steel 270
Level indicator (fuel tank)	yes
Freshwater tank (litre)	polyethylene 600
Level indicator (freshwater)	yes
Blackwater tank (litre)	polyethylene 60
Level indicator (blackwater)	yes
Blackwater tank extraction	deck extraction + pump
Wheel steering	cable steering 2 x Leather cover
Emergency tiller	yes
Extra info	every winter stored inside

## ACCOMMODATION

Cabins	3
Berths	8
Interior	Okoumé
Floor	
Open cockpit	yes
Saloon	yes
Headroom saloon (m)	2,20
Heating	diesel ducted hot air Webasto
Heating 2	electric 220V
Navigation center	yes
Chart table	yes
Dinette to convert into berth	2 1/2 bed
Galley	yes
Countertop	Duropol
Sink	stainless steel 2 x
Cooker	calor gas 3 burner
Oven	yes



Microwave/oven combi	Zanussi Jetwave
Fridge	Isotherm
Freezer	in Fridge
Hot water system	220V/engine/heating Isotherm
Water pressure system	electrical
Owners cabin	double bed
Bed length (m)	Neptune mattresses 2,10
Wardrobe	drawers and shelves
Bathroom	separate
Toilet	separate
Toilet system	manual Jabsco
Wash basin	at the toilet
Shower	separate
Guest cabin 1	double bed
Bed length (m)	2,10
Wardrobe	drawers and shelves
Toilet	shared
Toilet system	manual Jabsco
Wash basin	in the bathroom
Shower	shared
Guest cabin 2	double bed
Bed length (m)	2,10
Wardrobe	drawers and shelves
Extra info	seating cushions 10

## MACHINERY

No of engines	1
Make	Volvo Penta
Type	D2-55-C
HP	56,00
kW	41,16



<b>Fuel</b>	diesel
<b>Year installed</b>	2005
<b>Maximum speed (kn)</b>	9
<b>Cruising speed (kn)</b>	8
<b>Consumption (l/hr)</b>	3,5
<b>Range (nm)</b>	600
<b>Engine hours</b>	1449
<b>Engine cooling system</b>	freshwater heat exchanger
<b>Drive</b>	shaft
<b>Shaft seal</b>	Volvo seal
<b>Engine controls</b>	bowden cable
<b>Gearbox</b>	mechanical
<b>Bowthruster</b>	electric Max power
<b>Exhaust</b>	watercooled
<b>Propeller type</b>	folding
<b>Propeller blades</b>	3
<b>Propeller shaft material</b>	stainless steel
<b>Shaft lubrication</b>	water
<b>Manual bilge pump</b>	yes
<b>Electric bilge pump</b>	yes
<b>Bilge alarm</b>	yes
<b>Start battery</b>	1 x AGM 90Ah
<b>Service battery</b>	4 (2015)
<b>Bowthruster battery</b>	2 (2019)
<b>Battery monitor</b>	Mastervolt BTM III
<b>Battery charger</b>	Mastervolt Ivo Smart 12/50-3
<b>Inverter</b>	Mastervolt Mass sine 12/1200
<b>Diode battery combiners</b>	yes
<b>Shorepower</b>	with cable
<b>Insulation transformer</b>	yes



## NAVIGATION

Compass	Olympic 135
Depth sounder/log	one inside at the navigation corner one outside Raymarine ST60 Tri data
Forw. looking depth sounder	yes
Windset	Raymarine ST60
VHF	Simrad R82
VHF handheld	Icom IC M71
Autopilot	with smart control Raymarine ST6001
Radar/GPS/plotter	connected to inside PC Raymarine E80
Personal computer	validate your subscription Neovo Nautical yachtcontrol
PC connection	yes
Wifi antenna	Huawei
Electronic chart(s)	yes
AIS transponder	yes
Navigation lights	yes

## EQUIPMENT

Sprayhood with grab rail	yes
Cockpit cover	yes
Cockpit cushions	yes
Cockpit table	Teak
Bathing platform	yes
Boarding ladder	stainless steel
Deck shower	yes
Anchor	Bruce
Anchor chain	50 Mtr.
Anchor 2	Delta
Windlass	electrical Lofrans
Sea railing	wire
Grab rail (superstructure)	stainless steel



Railing side opening gates	yes
Pushpit	yes
Life raft (pers)	container 6
Last life raft survey	2017
Lifebuoy	yes
Horn	air pressure
Radar reflector	yes
Mooring lines	yes
TV	Salora
TV receiver	Digitenne
Radio-cd player	dubble Din Sony XAV-65
iPod connection	yes
Surround Sound System	yes
Cockpit speakers	yes
Speakers in salon	yes
Clock - barometer	Plastimo
Fire extinguisher	4 x

## RIGGING

Rigging	fractional
Standing rigging	wire
Brand mast	Seldén
Material mast	aluminium
Spreaders	2
Mainsail	Laminate tri-radial 2017 North sails
Mainsail cover	yes
Battcars	yes
Fully battened mainsail	inserted through the mast
Genoa I	Tri-radial 2017 130% North Sails Norlan
Genoa furler	Furlex 300S
Genoa cover	yes





<b>Gennaker</b>	130 m2
<b>Reefing System</b>	quick-one-line-reefing
<b>Backstay adjuster</b>	mechanical Hasselfors
<b>Boomvang</b>	mechanical Seldén
<b>Primary sheet winch</b>	electric Harken 48 2 speed Garmen Sheeting
<b>Halyard winches</b>	electric Harken 40 2 speed
<b>Jockey-pole</b>	aluminium
<b>Extra info</b>	all winches can be operated electrically from the steering position



# ELAN IMPRESSION 434



# ELAN IMPRESSION 434





# ELAN IMPRESSION 434



# ELAN IMPRESSION 434





# ELAN IMPRESSION 434



# ELAN IMPRESSION 434





# ELAN IMPRESSION 434





# ELAN IMPRESSION 434



# ELAN IMPRESSION 434





# ELAN IMPRESSION 434



# ELAN IMPRESSION 434





# ELAN IMPRESSION 434



# ELAN IMPRESSION 434







# ELAN IMPRESSION 434



# ELAN IMPRESSION 434






# ELAN IMPRESSION 434



# ELAN IMPRESSION 434



# ELAN IMPRESSION 434





# ELAN IMPRESSION 434

