



## SEALINE S38



**DE VALK**  
YACHT BROKERS

# SEALINE S38

## BROKER'S COMMENTS

The Sealine S38 is one of the most successful sports cruisers of their class. Thanks to their excellent accommodation, good performance, and great use of space. A spacious cockpit, including ample storage space, an U-shaped seating area with table and the additional cushions can be used as a sunbathing area. Anna M is very well equipped and cared for. Each winter stored in a warmed shed and only serviced by professionals. Some details; nearly new cockpit canvas, cabin heating, bowthruster, autopilot and 2 powerfull Volvo Penta 285 HP engines. She is located in our sales marina.

*Harald Padberg*

## SPECIFICATIONS

<b>Dimensions</b>	11.51 x 3.74 x 0.93 (m)	<b>Builder</b>	Sealine
<b>Built</b>	2004	<b>Cabins</b>	2
<b>Material</b>	GRP	<b>Berths</b>	7
<b>Engine(s)</b>	2 x Volvo Penta KAD-300 diesel	<b>Hp/Kw</b>	2 x 286.00 (hp), 210.00 (kw)
<b>Asking price</b>	sold (VAT )	<b>Lying</b>	at sales office

## CONTACT

<b>Sales office</b>	De Valk Monnickendam B.V.	<b>Telephone</b>	+31 (0)299 65 63 50
<b>Address</b>	Hoogedijk 6 1145 PM Katwoude NL	<b>E-mail</b>	monnickendam@devalk.nl

## DISCLAIMER

These particulars are given in good faith as supplied but cannot be guaranteed.



# SEALINE S38

## GENERAL

Model	SEALINE S38
Type	motor yacht
LOA (m)	11,51
LWL (m)	8,92
Beam (m)	3,74
Draft (m)	0,93
Air draft (m)	3,40
Year built	2004
Launched	Model year and launched 2005
Builder	Sealine
Country	Great Britain
Designer	Sealine International Ltd.
Displacement (t)	7,4
Net tonnage	7,2
CE norm	B
Hull material	GRP
Hull colour	white
Superstructure material	GRP
Rubbing strake	rubber
Deck material	GRP
Deck finish	non-skid moulded in
Cockpit deck finish	teak
Antifouling (year)	2020
Window frame	aluminium
Window material	tempered glass
Deckhatch	3 X
Portholes	aluminium 10 X
Radar arch	yes
Fuel tank (litre)	678 L
Level indicator (fuel tank)	yes



# SEALINE S38

<b>Freshwater tank (litre)</b>	274 L
<b>Level indicator (freshwater)</b>	yes
<b>Blackwater tank (litre)</b>	100 L
<b>Blackwater tank extraction</b>	deck extraction + pump
<b>Wheel steering</b>	powersteer
<b>Extra info</b>	insect screens for all opening windows

## ACCOMMODATION

<b>Cabins</b>	2
<b>Berths</b>	7
<b>Interior</b>	cherry
<b>Floor</b>	teak and holly
<b>Headroom saloon (m)</b>	1,92 M
<b>Heating</b>	diesel ducted hot air Eberspacher
<b>Navigation center</b>	yes
<b>Aft Cabin</b>	yes
<b>Dinette to convert into berth</b>	2,05 X 1,14 M
<b>Sliding door to cockpit</b>	yes
<b>Galley</b>	yes
<b>Countertop</b>	granite
<b>Sink</b>	stainless steel
<b>Cooker</b>	calor gas
<b>Oven</b>	yes
<b>Fridge</b>	yes
<b>Hot water system</b>	yes
<b>Water pressure system</b>	electrical
<b>Coffee maker</b>	Nespresso
<b>Owners cabin</b>	French bed
<b>Bed length (m)</b>	1,96 X 1,50
<b>Wardrobe</b>	hanging and shelves
<b>Bathroom</b>	en suite



# SEALINE S38

Toilet	en suite
Toilet system	electric
Wash basin	at the toilet
Shower	en suite
Guest cabin 1	double bed + single bed
Wardrobe	hanging/drawers/shelves
Extra info	The 2 single beds: 1,98 X 0,77 / 1,98 X 0,70 can be converted into 1 double bed. The portside bed dimensions are 1,72 X 0,56 M
Extra info	Headroom: steering position: 1.93 / cockpit: 2.08 / saloon: 1.91 / shower room: 1.92 / toilet room: 1.88 / front cabin: 1.89 / underfloor cabin: 1.86 / 1.47 / 1.21
Wet bar	+ refrigerator in cockpit.

## MACHINERY

No of engines	2
Make	Volvo Penta
Type	KAD-300
HP	286
kW	210,00
Fuel	diesel
Maximum speed (kn)	55 km/h
Drive	stern
Engine controls	electrical Volvo Penta EDC
Bowthruster	electric
Propeller type	fixed
Manual bilge pump	2 X
Electric bilge pump	1 X
Electrical installation	220V / 12V
Start battery	2 X
Service battery	2 X
Bowthruster battery	1 X



# SEALINE S38

Battery monitor	yes
Battery charger/inverter	Sterling Power PFC 12C-40A
Shorepower	with cable
Trimtabs	Electr. / Hydr.

## NAVIGATION

Compass	yes
Depth sounder/log	Raymarine Tridata
Log	Raymarine Tridata
VHF	Raymarine 240E
Autopilot	Raymarine ST6000+
Rudder angle indicator	yes
Plotter/GPS	Raymarine SL631 Smart Pilot S2
Electronic chart(s)	yes
Navigation lights	yes
Searchlight	yes

## EQUIPMENT

Fixed windscreen	yes
Sprayhood	2017
Cockpit cover	2019
Bimini	Cabrio cover can be used as bimini.
Cockpit cushions	yes
Cockpit table	yes
Bathing platform	yes
Boarding ladder	stainless steel
Transom door	yes
Deck shower	warm / cold water
Anchor	yes
Anchor chain	yes
Windlass	electrical



Sea railing	stainless steel
Grab rail (superstructure)	stainless steel
Pushpit	yes
Lifejackets	yes
Wiper	2 X
Horn	Needs to be checked
Fenders	yes
Mooring lines	yes
TV	Panasonic
Radio-cd player	yes
Cockpit speakers	yes
Speakers in salon	yes
Clock - barometer	yes
Extinguisher in engine room	yes




# SEALINE S38



# SEALINE S38



# SEALINE S38



# SEALINE S38



# SEALINE S38



# SEALINE S38



# SEALINE S38



# SEALINE S38



# SEALINE S38



# SEALINE S38



# SEALINE S38



# SEALINE S38



# SEALINE S38



# SEALINE S38



# SEALINE S38



# SEALINE S38





# SEALINE S38



# SEALINE S38



# SEALINE S38



# SEALINE S38





# SEALINE S38

