



  
**DE VALK**  
YACHT BROKERS

Photo sistership

HANSE 401

  
**DE VALK**  
YACHT BROKERS

BROKERAGE | CHARTER | BERTHS | FINANCE | INSURANCE | YACHT MANAGEMENT

## BROKER'S COMMENTS

This Hanse 401 has similar lines to the Bianca 420 ensuring good sail performance and balanced handling. Combined with the Hanse classic finish in details and comfort makes this Hanse 401 a tough package to beat. From her first and only owner now for sale. She comes well equipped, has the three cabin family layout and is for the right yachtsman who appreciates performance, safety, comfort and styling. Below decks excellent classic woodwork, lots of stowage space and ventilation. Viewing by appointment only.

*Marc Weijenberg*

## SPECIFICATIONS

<b>Dimensions</b>	11.98 x 3.90 x 1.98 (m)	<b>Builder</b>	Yachtzentrum Hanse Greifswald GmbH
<b>Built</b>	2001	<b>Cabins</b>	3
<b>Material</b>	GRP	<b>Berths</b>	6
<b>Engine(s)</b>	1 x Volvo Penta MD2030 diesel	<b>Hp/Kw</b>	39.00 (hp), 28.67 (kw)
<b>Asking price</b>	sold (VAT )	<b>Lying</b>	elsewhere / Not at sales office

## CONTACT

<b>Sales office</b>	De Valk Sint Annaland B.V.	<b>Telephone</b>	+31 (0)166 601 000
<b>Address</b>	Koelhuisweg 4 4697 RM Sint Annaland NL	<b>E-mail</b>	sintannaland@devalk.nl

## DISCLAIMER

These particulars are given in good faith as supplied but cannot be guaranteed.



## GENERAL

Model	HANSE 401
Type	sailing yacht
LOA (m)	11,98
LWL (m)	10,50
Beam (m)	3,90
Draft (m)	1,98
Air draft (m)	18,32
Headroom (m)	1,95
Year built	2001
Builder	Yachtzentrum Hanse Greifswald GmbH
Country	Germany
Designer	Judel & Vrolijk Design
Displacement (t)	8,2
Ballast (tonnes)	cast iron 3,2
CE norm	A
Hull material	GRP
Hull colour	blue
Hull shape	round-bilged
Keel type	fin keel with bulb
Superstructure material	GRP
Rubbing strake	wood
Deck material	GRP
Deck finish	teak
Superstructure deck finish	non-skid moulded in
Cockpit deck finish	teak
Antifouling (year)	(to be replaced)
Dorades	4 x
Window frame	aluminium
Window material	perspex
Deckhatch	Gebo



<b>Portholes</b>	Gebo
<b>Fuel tank (litre)</b>	stainless steel 1 x 90
<b>Freshwater tank (litre)</b>	polyethylene 1 x 400
<b>Blackwater tank (litre)</b>	stainless steel 50
<b>Blackwater tank extraction</b>	deck extraction + uw line
<b>Wheel steering</b>	mechanical Whitlock
<b>Emergency tiller</b>	yes
<b>Extra info</b>	Length overall 12,19mtr

## ACCOMMODATION

<b>Cabins</b>	3
<b>Berths</b>	6
<b>Interior</b>	mahogany
<b>Floor</b>	teak and holly
<b>Saloon</b>	+ 2 comfy seats
<b>Heating</b>	diesel ducted hot air Webasto Airtop 5000
<b>Chart table</b>	yes
<b>Dinette</b>	yes
<b>Galley</b>	yes
<b>Countertop</b>	wood
<b>Sink</b>	stainless steel 2 x
<b>Cooker</b>	calor gas Triton 2 burner
<b>Oven</b>	Triton
<b>Fridge</b>	Coolmatic 12v (defect)
<b>Hot water system</b>	220V + engine
<b>Water pressure system</b>	yes
<b>Owners cabin</b>	v-bed
<b>Bed length (m)</b>	2,00 x 1,80
<b>Wardrobe</b>	hanging/drawers/shelves
<b>Bathroom</b>	I
<b>Toilet</b>	shared



Toilet system	electric
Wash basin	in the bathroom
Shower	shared
Guest cabin 1	double bed
Bed length (m)	2,00 x 1,25
Wardrobe	hanging and shelves
Guest cabin 2	double bed
Bed length (m)	2,00 x 1,10
Wardrobe	hanging and shelves
Extra info	Charming gloss varnished interior with nice details

## MACHINERY

No of engines	1
Make	Volvo Penta
Type	MD2030
HP	39
kW	28,67
Fuel	diesel
Year installed	2001
Maximum speed (kn)	7,5
Cruising speed (kn)	6,5
Consumption (l/hr)	3
Engine cooling system	freshwater heat exchanger
Drive	sail-drive
Saildrive seal	(older than 7 years)
Gearbox	mechanical Volvo Penta
Engine controls	bowden cable
Bowthruster	electric Sidepower SP75-T
Exhaust	watercooled
Propeller type	folding Volvo Penta
Propeller blades	3



Manual bilge pump	yes
Electrical installation	12/220v
Start battery	1 x 74ah (2017)
Service battery	2 x 90ah (2017)
Generator battery	1 x 230ah
Battery charger	Victron 12v/30amp
Diode battery combiners	yes
Shorepower	with cable
Extra info	(enginehour gauge not working)

## NAVIGATION

Compass	Whitlock Polaris
Electric compass	Via autopilot
Depth sounder/log	Simrad IS15
Windset	Simrad IS15 (small defect)
VHF	Icom M-59Euro
Autopilot	Robertson AP20
GPS	Simrad
Plotter	Simrad CP32
Electronic chart(s)	1 x
Navigation lights	yes

## EQUIPMENT

Sun awning	yes
Cockpit cushions	yes
Cockpit table	yes
Bathing platform	yes
Boarding ladder	stainless steel
Transom door	yes
Deck shower	Cold
Anchor	CQR Plough



Anchor chain	60 mtr
Windlass	electrical Lofrans Cayman 88 (12v)
Outboard support	yes
Sea railing	wire (taller than standard)
Grab rail (superstructure)	yes
Railing side opening gates	2 x
Pushpit	yes
Pulpit	yes
Life raft	container RFD (2001)
Life raft (pers)	6 pers
Last life raft survey	(expired)
Lifebuoy	yes
Fenders	yes
Mooring lines	yes
TV	yes
Radio-cd player	yes
Speakers in salon	yes
Fire extinguisher	3 x
Latest extinguisher survey	(expired)

## RIGGING

Rigging	fractional 9/10th
Standing rigging	wire (2001)
Brand mast	Z-Spar
Material mast	aluminium
Spreaders	2 sets
Fully battened mainsail	Lion Sails (2010)
High aspect	Lion Sails (2010)
Genoa furler	Harken
Gennaker	Lion Sails + squeezer
Self tacking jib installation	(not mounted)




<b>Reefing System</b>	slabreefing
<b>Backstay adjuster</b>	mechanical
<b>Boomvang</b>	mechanical
<b>Primary sheet winch</b>	2 x Harken 44ST
<b>Secondary sheet winch</b>	2 x Arco-Hutton 52ST
<b>Halyard winches</b>	1 x Harken 40ST electric
<b>Reefing winch</b>	1 x Harken 40ST
<b>Spi-pole</b>	aluminium





# HANSE 401



# HANSE 401





# HANSE 401




# HANSE 401





# HANSE 401



# HANSE 401





# HANSE 401




# HANSE 401





# HANSE 401



# HANSE 401





# HANSE 401



# HANSE 401





# HANSE 401



# HANSE 401





# HANSE 401




# HANSE 401





# HANSE 401

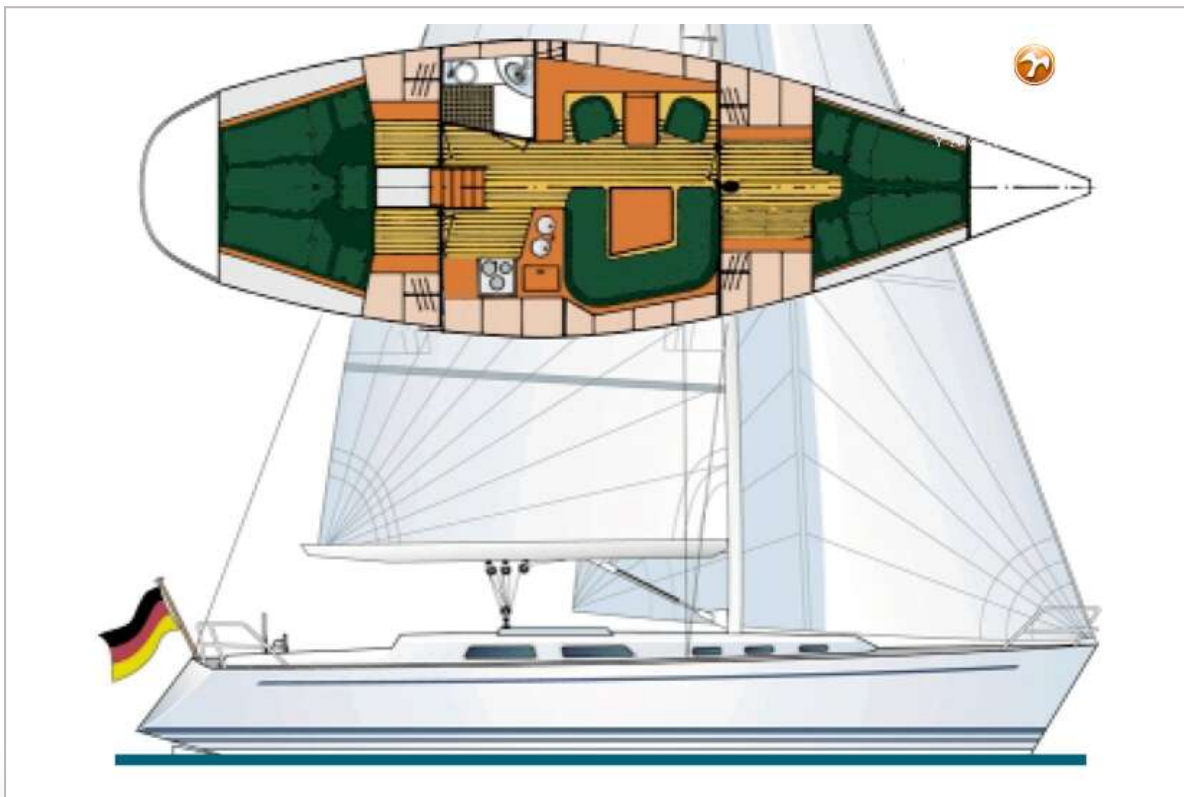


# HANSE 401





# HANSE 401



# HANSE 401

