



DE VALK
YACHT BROKERS



SOVEREIGN 40



DE VALK
YACHT BROKERS

SOVEREIGN 40

BROKER'S COMMENTS

The Sovereign 40 is a serious long-distance cruising yacht, with a very high standard of fit-out and finish. Designed by Ian Anderson she has a long fin keel carrying lead ballast and a skeg-supported balanced rudder improving handling. The salon gives a very light and airy feel to the interior. Three cabins and large salon for ample living space and privacy. On deck the deep cockpit provides for safe sailing and full furling sails for easy handling. With her second owner since 1994, it shows how well she is appreciated. So come onboard and see for yourself what the Sovereign 40 has to offer.

Marc Weijenberg

SPECIFICATIONS

Dimensions	12.20 x 3.92 x 1.68 (m)	Builder	Sovereign Yachts - Dartmouth
Built	1992	Cabins	3
Material	GRP	Berths	7
Engine(s)	1 x Perkins M50 diesel	Hp/Kw	50.00 (hp), 37.00 (kw)
Asking price	sold (VAT)	Lying	elsewhere / Not at sales office

CONTACT

Sales office	De Valk Sint Annaland B.V.	Telephone	+31 (0)166 601 000
Address	Koelhuisweg 4 4697 RM Sint Annaland NL	E-mail	sintannaland@devalk.nl

DISCLAIMER

These particulars are given in good faith as supplied but cannot be guaranteed.



GENERAL

Model	SOVEREIGN 40
Type	sailing yacht
LOA (m)	12,20
LWL (m)	0,00
Beam (m)	3,92
Draft (m)	1,68
Air draft (m)	17,90
Headroom (m)	1,96
Year built	1992
Builder	Sovereign Yachts - Dartmouth
Country	Great Britain
Designer	Ian Anderson
Displacement (t)	9,5
Ballast (tonnes)	lead in GRP 3,55
CE norm	NA
Hull material	GRP
Hull colour	white
Hull shape	S-bilged
Keel type	fin keel
Superstructure material	GRP
Rubbing strake	wood
Deck material	GRP
Deck finish	teak
Superstructure deck finish	non-skid moulded in
Cockpit deck finish	teak
Dorades	1 x
Window frame	Gebo
Window material	tempered glass
Deckhatch	yes
Portholes	aluminium



Fuel tank (litre)	polyethylene 2 x 113
Freshwater tank (litre)	stainless steel 400
Blackwater tank (litre)	polyethylene 27 ltr (new 2017)
Blackwater tank extraction	pump
Wheel steering	mechanical Whitlock
Inside helm position	Via autopilot

ACCOMMODATION

Cabins	3
Berths	7
Interior	teak
Floor	teak and holly
Saloon	with large windows
Headroom saloon (m)	1,96
Heating	diesel ducted hot air Eberspaecher
Chart table	yes
Aft Cabin	yes
Dinette	yes
Galley	yes
Countertop	plastic
Sink	stainless steel
Cooker	calor gas Plastimo Atlantic
Oven	+ grill Plastimo
Gas alarm	Vetus
Fridge	with holdingplate 12v Isotherm
Hot water system	220V + engine
Water pressure system	yes
Manual and/or foot pump	yes
Owners cabin	double bed + single bed Aft/achter/hinten
Bed length (m)	+ 2,00 x 0,70 1,95 x 1,45
Wardrobe	hanging and shelves



Bathroom	en suite I
Toilet	en suite
Toilet system	electric
Wash basin	at the toilet
Shower	en suite
Guest cabin 1	v-bed
Bed length (m)	2,00 x 0,60/0,80
Wardrobe	hanging and shelves
Bathroom	shared II
Toilet	shared
Toilet system	manual
Wash basin	in the bathroom
Shower	shared
Guest cabin 2	bunk bed
Bed length (m)	+ 1,30 x 0,70 1,82 x 0,70
Wardrobe	hanging and shelves

MACHINERY

No of engines	1
Make	Perkins
Type	M50
HP	50,00
kW	37,00
Fuel	diesel
Year installed	1992
Maximum speed (kn)	7,5
Cruising speed (kn)	6,5
Consumption (l/hr)	3,5
Range (nm)	yes
Engine hours	2150
Engine cooling system	freshwater heat exchanger



Drive	shaft
Engine controls	bowden cable
Gearbox	mechanical Hurth
Exhaust	watercooled
Thrust bearing	+ shaft & engine mounts (2015)
Propeller type	fixed
Propeller blades	3
Propeller shaft material	stainless steel
Shaft lubrication	water
Manual bilge pump	2 x
Electrical installation	12/220v
Start battery	1 x (2012)
Service battery	2 x 143amp (2012)
Battery charger	Victron Pallas 12v/25ah
Shorepower	with cable

NAVIGATION

Compass	2 x Plastimo Horizon 135
Electric compass	via autopilot
Depth sounder	Autohelm ST50
Log	Autohelm ST50
Windset	Autohelm ST50
Repeater	Autohelm ST50
VHF	Shipmate RS8300
VHF handheld	Pocket 4000
Autopilot	with inside ST7000 repeater Autohelm ST6000
Rudder angle indicator	via autopilot

EQUIPMENT

Sprayhood	yes
Cockpit cover	yes



Cockpit table	yes
Boarding ladder	stainless steel
Anchor	CQR Plough
Anchor chain	Ca. 60 mtr
Windlass	electrical S&L
Capstan	yes
Sea railing	stainless steel
Grab rail (superstructure)	teak
Railing side opening gates	2 x
Pushpit	yes
Pulpit	yes
Lifebuoy	yes
Danbuoy	yes
Wiper	yes
Fenders	yes
Mooring lines	yes
Radio-cd player	yes
Speakers in salon	yes

RIGGING

Rigging	cutter
Standing rigging	wire
Brand mast	Kemp
Material mast	aluminium
Fully battened mainsail	furling (2008)
Jib	(1992)
Genoa	(1992)
Genoa furler	Furlex
Cutter furler	Furlex
Reefing System	main in-mast furling
Boomvang	mechanical and tackle Rodkicker



Primary sheet winch	2 x Lewmar 46CST
Secondary sheet winch	2 x Lewmar 30C
Halyard winches	Lewmar 30C
Spi-pole	aluminium



SOVEREIGN 40



SOVEREIGN 40



SOVEREIGN 40





SOVEREIGN 40



SOVEREIGN 40



SOVEREIGN 40



SOVEREIGN 40



SOVEREIGN 40



SOVEREIGN 40



SOVEREIGN 40




SOVEREIGN 40




SOVEREIGN 40



SOVEREIGN 40




SOVEREIGN 40



SOVEREIGN 40



SOVEREIGN 40



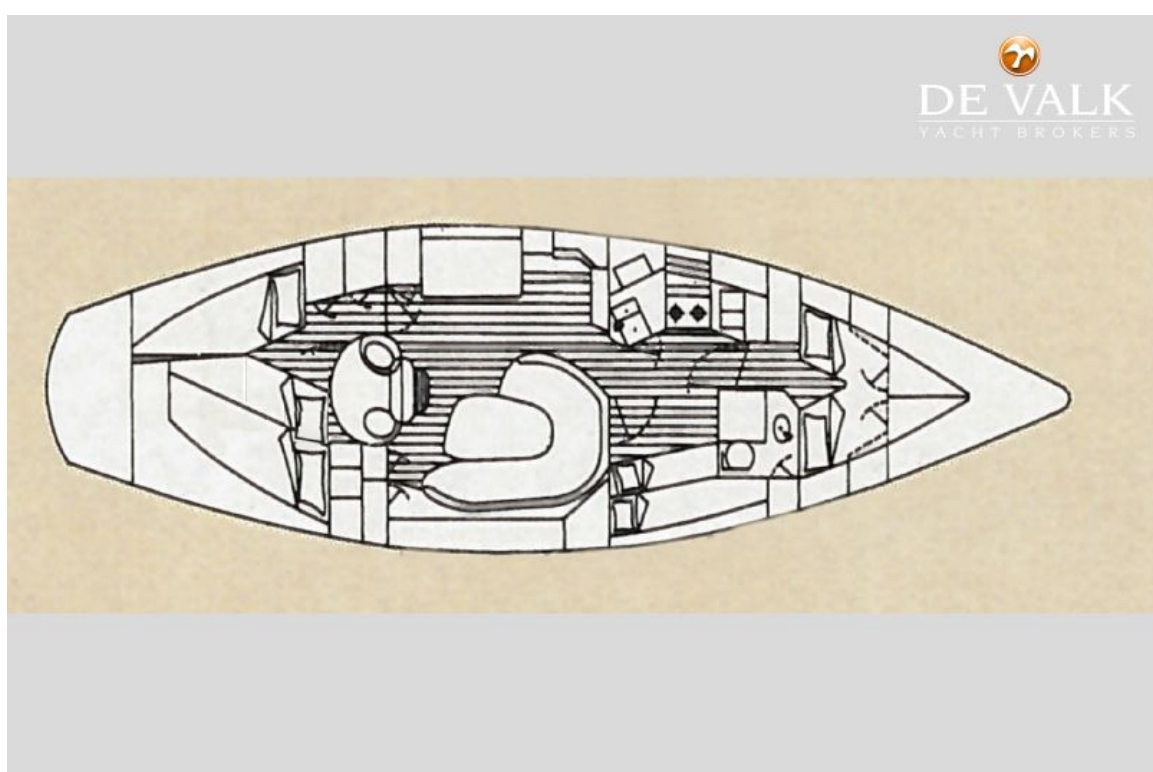
SOVEREIGN 40



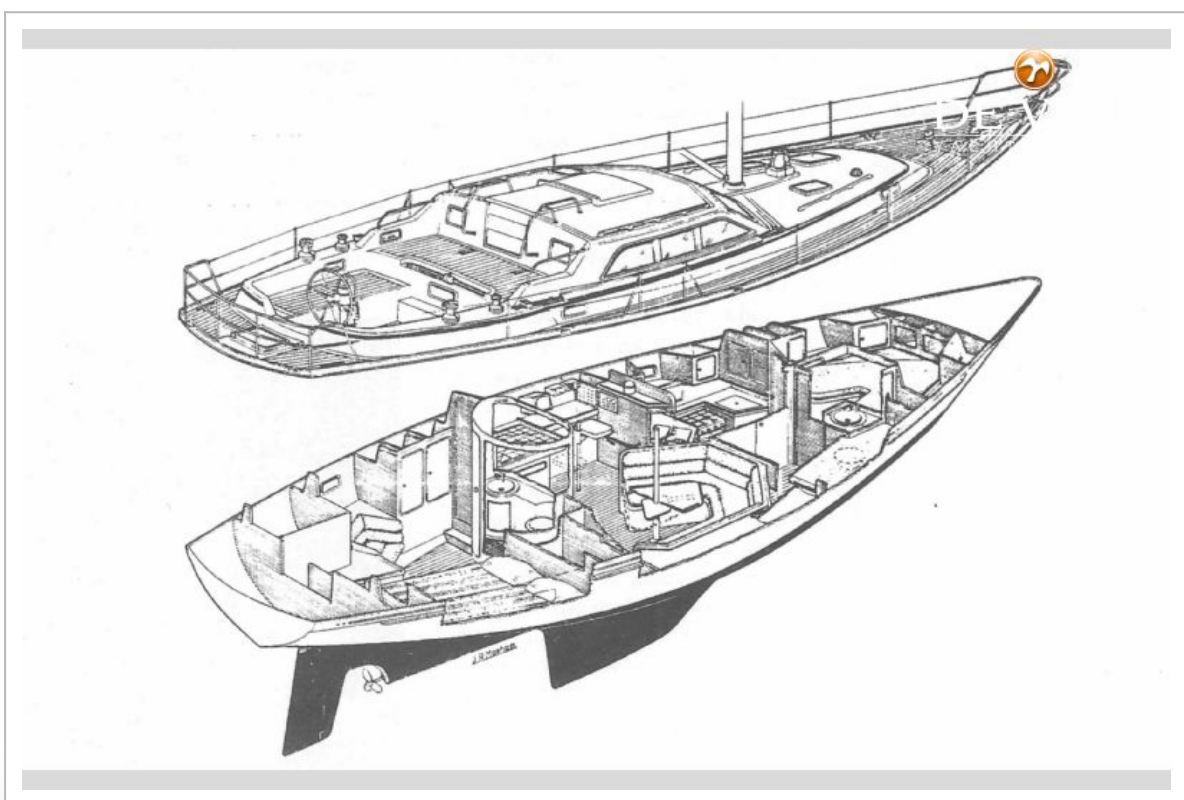
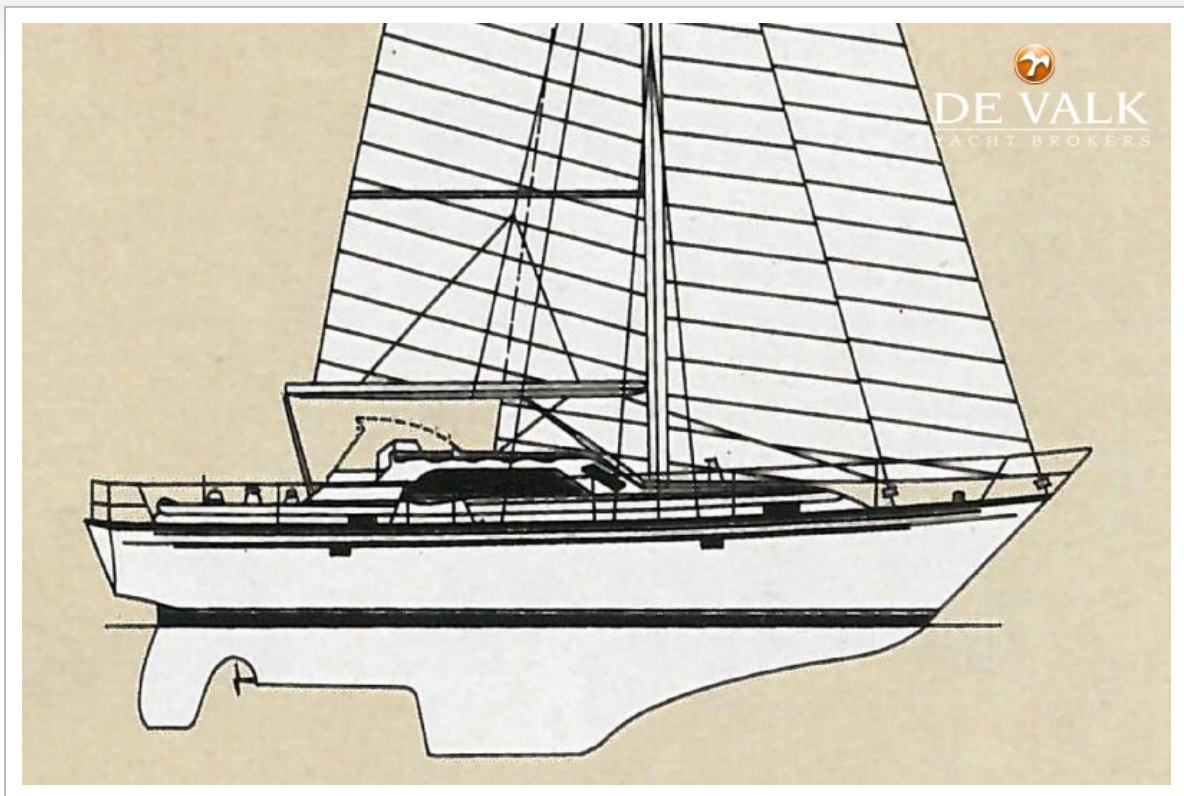
SOVEREIGN 40



SOVEREIGN 40



SOVEREIGN 40



SOVEREIGN 40



