



DE VALK
YACHT BROKERS



WASA 420



DE VALK
YACHT BROKERS

BROKERAGE | CHARTER | BERTHS | FINANCE | INSURANCE | YACHT MANAGEMENT

WASA 420

BROKER'S COMMENTS

"Forty knots, on the nose. Like a rocket ship!" This is quote from a very satisfied Wasa 420 owner. Equipped with the very best rigging and equipment, this Wasa 420 is a simple joy to sail. Below decks sumptuous accommodations, lovely teak joinery and a rich atmosphere. If you are hooked on performance, style and comfort, this is a yacht worthwhile considering.

Joris van de Rijt

SPECIFICATIONS

Dimensions	12.85 x 3.60 x 2.25 (m)	Builder	Wasa Yachts
Built	1999	Cabins	3
Material	GRP	Berths	7
Engine(s)	1 x Volvo Penta MD 2040 BT diesel	Hp/Kw	38.00 (hp), 28.00 (kw)
Asking price	sold (VAT)	Lying	at sales office

CONTACT

Sales office	De Valk Sint Annaland B.V.	Telephone	+31 (0)166 601 000
Address	Koelhuisweg 4 4697 RM Sint Annaland NL	E-mail	sintannaland@devalk.nl

DISCLAIMER

These particulars are given in good faith as supplied but cannot be guaranteed.



GENERAL

Model	WASA 420
Type	sailing yacht
LOA (m)	12,85
LWL (m)	10,24
Beam (m)	3,60
Draft (m)	2,25
Air draft (m)	18,60
Headroom (m)	1,98
Year built	1999
Launched	2001
Builder	Wasa Yachts
Country	Sweden
Designer	Leif Angermark
Displacement (t)	8
Ballast (tonnes)	lead 3,3
Hull material	GRP
Hull colour	white
Hull shape	round-bilged
Keel type	fin keel
Superstructure material	GRP
Rubbing strake	aluminum
Deck material	GRP
Deck finish	non-skid moulded in
Superstructure deck finish	non-skid moulded in + teak
Cockpit deck finish	teak
Antifouling (year)	2020
Window frame	aluminium
Window material	perspex
Deckhatch	Lewmar
Radar arch	non collapsible Stainless steel



Fuel tank (litre)	stainless steel 110
Level indicator (fuel tank)	yes
Freshwater tank (litre)	stainless steel 110
Level indicator (freshwater)	yes
Blackwater tank (litre)	stainless steel 40
Blackwater tank extraction	deck extraction + uw line
Wheel steering	mechanical Custom made wooden steering wheel with a cover
Emergency tiller	Stainless steel

ACCOMMODATION

Cabins	3
Berths	7
Interior	teak
Floor	teak and holly
Headroom saloon (m)	1,98
Heating	central heating Eberspacher D5W
Chart table	yes
Aft Cabin	yes
Dinette	yes
Galley	yes
Countertop	wood Teak
Sink	stainless steel 2 x
Cooker	calor gas Eno 2 burner
Oven	Eno
Fridge	Top loader, Isotherm compressor
Hot water system	220V + engine 22 Liter Isothemp Magic
Water pressure system	electrical
Manual and/or foot pump	yes
Owners cabin	v-bed
Bed length (m)	2
Wardrobe	hanging and shelves



Bathroom	shared
Toilet	shared
Toilet system	manual Jabsco
Wash basin	in the bathroom
Shower	shared With an electric shower water drain pump
Guest cabin 1	double bed
Bed length (m)	1,98 x 1,60
Wardrobe	hanging and shelves
Guest cabin 2	single bed + an adjustable bed above bed
Bed length (m)	1,98 x 0,90
Wardrobe	hanging and shelves

MACHINERY

No of engines	1
Make	Volvo Penta
Type	MD 2040 BT
HP	38
kW	28
Fuel	diesel
Year installed	1999
Maximum speed (kn)	8
Cruising speed (kn)	6
Engine hours	1353
Engine cooling system	freshwater heat exchanger
Drive	sail-drive
Saildrive seal	(ca. 2012)
Engine controls	bowden cable
Propeller type	folding Volvo Penta
Propeller blades	3
Manual bilge pump	yes
Electric bilge pump	(2016)



Electrical installation	12V/230V
Batteries	5 x
Start battery	1 x 75 Ah
Service battery	3 x 75 Ah
Windlass battery	1 x 75 Ah
Battery charger	Mastervolt
Shorepower	with cable
Extra info	The engine has been serviced twice a year.
Extra info	Last full maintenance on the saildrive in 2020

NAVIGATION

Compass	Garmin
Depth sounder/log	Raymarine
Windset	Raymarine
Repeater	2 x Raymarine i70 at chart table (new in 2020)
VHF	Shipmate RS8300
Autopilot	Raymarine i70 (display new in 2020)
Rudder angle indicator	yes
Radar	Raytheon SL70
Plotter/GPS	Raymarine hybrid touch
Navtex	Nav 5
Electronic chart(s)	yes
AIS transceiver	Raymarine AIS 650 Class B
Navigation lights	LED

EQUIPMENT

Sprayhood	Small off-white sprayhood with stainless steel frame
Cockpit table	Removable and turnable teak cockpit table
Boarding ladder	stainless steel
Bow ladder	Stainless steel
Anchor	Bruce 2 x stainless steel (2 x 10 KG)



Anchor chain	30 meter galvanised chain
Anchor 2	Bruce Stainless steel (10 KG) stern anchor
Anchor chain	50 meter strep
Windlass	electrical Lewmar with remote
Sea railing	wire Double
Grab rail (superstructure)	stainless steel
Pushpit	Stainless steel
Pulpit	Stainless steel
Life raft	Plastimo Offshore
Life raft (pers)	container 6
Safety lines on deck	Streps
Fenders	yes
Mooring lines	yes
Radio-cd player	Pioneer
Speakers in salon	yes
Fire extinguisher	yes

RIGGING

Rigging	sloop
Standing rigging	Rod (2001)
Brand mast	Seldén
Material mast	aluminium
Spreaders	2 x 2
Keel stepped mast	yes
Mainsail cover	Blue
Battcars	yes
Fully battened mainsail	North Sails: Spectra Cruising (2001)
Genoa II	De Boer Sails: Kevlar Furling Genoa (2012, like new - 5 x used)
Genoa III	North Sails : Spectra Self-tacking HA Jib with hanks
Genoa furler	Pro Furl
Genoa cover	Blue



Removable innerforestay	yes
Self tacking jib installation	Selden (new in 2017)
Reefing System	slabreefing
Backstay adjuster	hydraulic Navtec
Boomvang	gasspring Selden Rodkicker
Primary sheet winch	2 x Lewmar 54 ST for german sheeting
Secondary sheet winch	2 x Lewmar 44 ST
Genoa sheetwinches	2 x Lewmar 58 ST
Halyard winches	2 x Lewmar 44 ST
Spi-pole	carbon Grey painted
Extra info	Spectra Jackstays (new in 2005)
Extra info	Spectra halyards. Spinlock halyard jammers. Lewmar Racing blocks





WASA 420



WASA 420



WASA 420




WASA 420



WASA 420




WASA 420





WASA 420



WASA 420



WASA 420



WASA 420



WASA 420



WASA 420




WASA 420



WASA 420



WASA 420



WASA 420



WASA 420

