



DE VALK
YACHT BROKERS

© J. J. J. Charter

HANSE 630 CE



DE VALK
YACHT BROKERS

HANSE 630 CE

BROKER'S COMMENTS

The Hanse 630 ce "Karina" is a sea keeping, well-maintained and fully equipped fast cruising sloop. Designed by the well known judel / vrolijk & co. A unique boat with targa arch above the cockpit with the main sheet track on it. On deck you find a huge cockpit with a dining area for 6-8 guests. Wide side decks with raised coaming allow safe movement on deck. Single-handed cockpit layout, due to lead back halyards and sheets. High quality Mahogany interior. Perfect charter yacht with skipper cabin and charter equipment.

Paul Galle

SPECIFICATIONS

Dimensions	19.00 x 5.20 x 3.00 (m)	Builder	Hanse Yachts AG, Greifswald
Built	2006	Cabins	6
Material	GRP	Berths	12
Engine(s)	1 x Yanmar 4SH3 HTE diesel	Hp/Kw	125.03 (hp), 91.90 (kw)
Asking price	sold (VAT)	Lying	contact sales office

CONTACT

Sales office	De Valk Palma	Telephone	+34 971 40 29 11
Address	Port. Cala Nova, Avda. Joan Miro, 327 07015 Palma de Mallorca ES	E-mail	palma@devalk.nl

DISCLAIMER

These particulars are given in good faith as supplied but cannot be guaranteed.



HANSE 630 CE

GENERAL

Model	HANSE 630 CE
Type	sailing yacht
LOA (m)	19,00
Beam (m)	5,20
Draft (m)	3,00
Headroom (m)	2,10
Year built	2006
Builder	Hanse Yachts AG, Greifswald
Country	Germany
Designer	Judel/Vrolijk & co - engineering
Hull material	GRP
Superstructure material	GRP
Deck material	GRP
Deck finish	teak
Cockpit deck finish	teak
Fuel tank (litre)	stainless steel Ca. 1000
Freshwater tank (litre)	stainless steel Ca. 800
Blackwater tank (litre)	Ca. 380
Wheel steering	Double

ACCOMMODATION

Cabins	6
Berths	12
Heating	Combi Clima EV8
Air-conditioning	Slit EH 8000, BTW 1.300 watt 4x
Sink	yes
Cooker	calor gas
Oven	yes
Extractor	yes
Microwave	With grill



HANSE 630 CE

Fridge	220V
Freezer	yes
Hot water system	yes
Kettle	yes
Coffee maker	yes
Bed length (m)	2,00
Bathroom	6x
Toilet	6x
Toilet system	electric
Wash basin	6x
Guest cabin 1	4x (2 pers)
Guest cabin 2	2x (1 pers)

MACHINERY

No of engines	1
Make	Yanmar
Type	4SH3 HTE
HP	125,03
kW	91,90
Fuel	diesel
Maximum speed (kn)	7
Cruising speed (kn)	6.00
Consumption (l/hr)	8.00
Range (nm)	750
Engine hours	Ca. 3100
Drive	shaft
Bowthruster	yes
Propeller type	folding
Propeller blades	4
Electric bilge pump	yes
Electrical installation	24V/220V



HANSE 630 CE

Generator	10 kW
Battery charger	1x Centaur 40A/12V and 1x Mastervolt 50A/24V
Inverter	2x Mastervolt - 1x 2000 W, 1x 2500 W
Watermaker	2x 12v/220v 60 p/h
Extra info	Batteries: 10x gel Vetus

NAVIGATION

Compass	Platimo
Depth sounder	Simrad
Log	Simrad
Repeater	GPS and plotter (Simrad)
VHF	Simrad
Autopilot	Simrad
Rudder angle indicator	Simrad
Radar	Simrad
Plotter	Simrad
Weather receiver	yes
Searchlight	yes
Extra info	Board phone: Iridium Fishfinder: Simrad

EQUIPMENT

Sprayhood	yes
Bimini	yes
Cockpit cushions	yes
Bathing platform	yes
Boarding ladder	yes
Gangway	yes
Deck shower	yes
Anchor	Delta
Anchor chain	stainless steel 100 m - 12 mm
Windlass	2x (1x back up)



Deck wash	yes
Dinghy	yes
Davits	yes
Sea railing	yes
Life raft (pers)	10 pers
Last life raft survey	2013
Lifejackets	13x
Lifebuoy	13x
Horn	yes
Fenders	yes
TV	yes
Satellite	yes
Radio-cd player	yes
DVD player	yes
Cockpit speakers	yes
Clock - barometer	La Grasse
Fire extinguisher	yes
Auto extinguisher system	yes

RIGGING

Rigging	sloop
Brand mast	Sparcraft
Material mast	aluminum
Mainsail cover	Lazy Jacks
Fully battened mainsail	UK Sailsmakers - Tape Drive Car. - 120 sqm
Genoa I	yes
Genoa III	UK Sailsmakers - Tape Drive Car. - 85 sqm
Gennaker	With cover
Trysail	UK Sailsmakers - Dacron - 37 sqm
Stormjib	UK Sailsmakers - Dacron/Spetra Basis - 137 sqm
Self tacking jib installation	UK Sailsmakers - Tape Drive Car. - 81 sqm



Multifunctional winches

8x electric and 4x manual

Spi-pole


aluminum 2x

Extra info


Code Zero - UK Sailmakers - Kevlar CZ 60 - 180 sqm
Spinnaker facility



HANSE 630 CE





HANSE 630 CE



HANSE 630 CE




HANSE 630 CE





HANSE 630 CE



HANSE 630 CE



HANSE 630 CE



HANSE 630 CE




HANSE 630 CE




HANSE 630 CE



HANSE 630 CE



HANSE 630 CE



HANSE 630 CE



HANSE 630 CE



HANSE 630 CE

