



PACIFIC ALLURE 170



# PACIFIC ALLURE 170

## BROKER'S COMMENTS

If you are looking for a yacht suitable for living on board and to travel the European waters, come over and see this beautiful steel Pacific Allure 170. Her exterior is completely painted in June 2016. 'Le Joan' is equipped with a fixed wheelhouse, spacious saloon and spacious kitchen, dinette, central heating, central vacuum cleaning system, bow thruster and a powerful 210 HP Caterpillar diesel engine. She can be inspected 7 days a week in our sales marina.

*Harald Padberg*

## SPECIFICATIONS

<b>Dimensions</b>	17.00 x 4.65 x 1.45 (m)	<b>Builder</b>	Pacific Shipyards - Kaatsheuvel
<b>Built</b>	1999	<b>Cabins</b>	3
<b>Material</b>	Steel	<b>Berths</b>	6
<b>Engine(s)</b>	1 x CATERPILLAR 3208 DI diesel	<b>Hp/Kw</b>	210.00 (hp), 154.35 (kw)
<b>Asking price</b>	sold (VAT )	<b>Lying</b>	at sales office

## CONTACT

<b>Sales office</b>	De Valk Monnickendam B.V.	<b>Telephone</b>	+31 (0)299 65 63 50
<b>Address</b>	Hoogedijk 6 1145 PM Katwoude NL	<b>E-mail</b>	monnickendam@devalk.nl

## DISCLAIMER

These particulars are given in good faith as supplied but cannot be guaranteed.



## GENERAL

Model	PACIFIC ALLURE 170
Type	motor yacht
LOA (m)	17,00
Beam (m)	4,65
Draft (m)	1,45
Air draft min (m)	3,71
Headroom (m)	2,00
Year built	1999
Builder	Pacific Shipyards - Kaatsheuvel
Country	The Netherlands
Designer	Pacific Shipyards
Displacement (t)	30
CE norm	B
Hull material	steel
Hull colour	white
Hull thickness (mm)	5 mm
Hull shape	deep-V
Superstructure material	steel
Superstructure (mm)	4 mm
Deck plate thickness (mm)	5 mm
Rubbing strake	stainless steel
Deck material	steel
Deck finish	non-skid paint
Superstructure deck finish	paint
Window frame	aluminium
Window material	tempered glass
Deckhatch	yes
Portholes	aluminium
Insulation	foam plates Rockwool,
Radar arch	collapsible



# PACIFIC ALLURE 170

Fuel tank (litre)	steel 1200 L
Fuel tank 2 (litre)	steel 800 L
Level indicator (fuel tank)	yes
Freshwater tank (litre)	stainless steel 1000 L
Level indicator (freshwater)	yes
Blackwater tank (litre)	stainless steel
Level indicator (blackwater)	Vetus waste control
Blackwater tank extraction	deck extraction + pump
Wheel steering	hydraulic
Inside helm position	yes
Outside helm position	hydraulic
More info on paintwork	total repaint June 2016

## ACCOMMODATION

Cabins	3
Berths	6
Interior	teak
Floor	carpet
Pilot house	yes
Saloon	yes
Headroom saloon (m)	2,00 M.
Heating	central heating Elco Econom 2000
Air-conditioning	single cycle airco Saeco
Dinette	yes
Dinette to convert into berth	yes
Opening door to aft deck	yes
Galley	yes
Countertop	corian
Sink	stainless steel
Cooker	electric Ariston
Oven	yes



# PACIFIC ALLURE 170

Extractor	yes
Microwave/oven combi	yes
Fridge	Bosch
Freezer	Bosch
Hot water system	220V/engine/heating
Water pressure system	electrical
Dishwasher	Etna
Coffee maker	Philips Senseo
Owners cabin	French bed
Bed length (m)	2.00 X 1.60 M.
Wardrobe	hanging/drawers/shelves
Bathroom	separate
Toilet	separate
Toilet system	electric
Wash basin	in the bathroom
Shower	separate
Guest cabin 1	French bed
Bed length (m)	1.95 X 1.40 M.
Wardrobe	hanging
Toilet	separate
Toilet system	electric
Wash basin	at the toilet
Guest cabin 2	bunk bed
Bed length (m)	1.85 X 0.80 M.
Wardrobe	hanging
Washing machine/dryer combi	Brandt
Central vacuum cleaner	yes

## MACHINERY

No of engines	1
Make	CATERPILLAR



# PACIFIC ALLURE 170

Type	3208 DI
HP	210
kW	154,35
Fuel	diesel
Year installed	1999
Maximum speed (kn)	10
Cruising speed (kn)	7
Consumption (l/hr)	15
Engine hours	1240
Engine cooling system	freshwater heat exchanger
Drive	shaft
Engine controls	bowden cable
Gearbox	hydraulic
Bowthruster	Cupa
Electric bilge pump	yes
Electrical installation	12/24/220V
Generator	wet exhaust Mecc Alte S.P.A. BT3 15KVA
Batteries	6x
Start battery	2x Vetus 12V 225Ah
Service battery	4x Wilco 12V 225Ah
Battery monitor	Mastervolt Mass System
Battery charger	Holland Selectron 50Ah
Inverter	Vetus 24V
Insulation transformer	IVET-D 3,5Kva 16Ah

## NAVIGATION

Electric compass	yes
Depth sounder	Vetus
VHF	Skanti Leisure
Rudder angle indicator	Vetus
Radar	Raymarine



GPS	Vetus
Plotter	Raymarine Pathfinder SL72+ and Autohelm NAVcenter
Electronic chart(s)	yes
Camera	yes
Navigation lights	yes
Searchlight	ITT Jabsco

## EQUIPMENT

Bimini	yes
Cockpit cushions	yes
Bow ladder	yes
Deck shower	yes
Anchor	yes
Anchor chain	yes
Windlass	electrical Vetus
Davits	stainless steel
Sea railing	tube
Railing side opening gates	yes
Wiper	yes
Binocular	yes
Fenders	yes
Mooring lines	yes
Spare parts	yes
Tools	yes
TV	1x in Salon + 1x in Owners cabin
Radio-cd player	yes
DVD player	yes
Speakers in salon	yes
Clock - barometer	yes
Fire extinguisher	yes



# PACIFIC ALLURE 170





# PACIFIC ALLURE 170





# PACIFIC ALLURE 170





# PACIFIC ALLURE 170



# PACIFIC ALLURE 170



# PACIFIC ALLURE 170





# PACIFIC ALLURE 170



# PACIFIC ALLURE 170





# PACIFIC ALLURE 170




# PACIFIC ALLURE 170





## PACIFIC ALLURE 170





## PACIFIC ALLURE 170







# PACIFIC ALLURE 170



## PACIFIC ALLURE 170




## PACIFIC ALLURE 170






# PACIFIC ALLURE 170





# PACIFIC ALLURE 170



# PACIFIC ALLURE 170





# PACIFIC ALLURE 170

