



DE VALK  
YACHT BROKERS



## SWEDEN YACHTS 36



DE VALK  
YACHT BROKERS

## BROKER'S COMMENTS

The Sweden 36 has excellent sailing characteristics combined with comfort, beauty and quality. The interior is typical for Sweden Yachts with excellent finish, a high quality galley and plenty of storage space. Recently fitted with a brand new Volvo engine and a good set of sails.

*Ger Bayens*

## SPECIFICATIONS

<b>Dimensions</b>	11.00 x 3.65 x 2.05 (m)	<b>Builder</b>	Sweden Yachts AB
<b>Built</b>	1988	<b>Cabins</b>	2
<b>Material</b>	GRP	<b>Berths</b>	7
<b>Engine(s)</b>	1 x Volvo Penta D1 30F diesel	<b>Hp/Kw</b>	28.00 (hp), 20.58 (kw)
<b>Asking price</b>	sold (VAT )	<b>Lying</b>	at sales office

## CONTACT

<b>Sales office</b>	De Valk Sint Annaland B.V.	<b>Telephone</b>	+31 (0)166 601 000
<b>Address</b>	Koelhuisweg 4 4697 RM Sint Annaland NL	<b>E-mail</b>	sintannaland@devalk.nl

## DISCLAIMER

These particulars are given in good faith as supplied but cannot be guaranteed.



## GENERAL

Model	SWEDEN YACHTS 36
Type	sailing yacht
LOA (m)	11,00
LWL (m)	9,00
Beam (m)	3,65
Draft (m)	2,05
Air draft (m)	17,00
Headroom (m)	1,90
Year built	1988
Builder	Sweden Yachts AB
Country	Sweden
Designer	Peter Norlin/Jens Östmann
Displacement (t)	6,5
Ballast (tonnes)	lead 2,7
Hull material	GRP
Hull colour	off-white
Hull shape	round-bilged
Keel type	fin keel
Superstructure material	GRP
Deck material	GRP
Deck finish	teak
Superstructure deck finish	teak
Cockpit deck finish	teak
Dorades	1x
Window frame	aluminium
Window material	tempered glass
Fuel tank (litre)	stainless steel 100 ltrs
Level indicator (fuel tank)	yes
Freshwater tank (litre)	stainless steel 200 ltrs
Blackwater tank extraction	deck extraction + uw line



Wheel steering	mechanical
Extra info	teakdeck needs work

## ACCOMMODATION

Cabins	2
Berths	7
Interior	teak
Floor	teak and holly Needs work
Saloon	yes
Headroom saloon (m)	1,90
Heating	diesel ducted hot air Webasto
Chart table	yes
Galley	yes
Countertop	plastic
Sink	stainless steel 2 x
Cooker	calor gas Pacific 2000
Oven	Pacific 2000
Fridge	12v
Hot water system	220V
Water pressure system	electrical
Manual and/or foot pump	Sea water
Owners cabin	double bed + single bed
Bathroom	yes
Toilet	shared
Toilet system	electric
Wash basin	at the toilet
Shower	shared
Guest cabin 1	v-bed

## MACHINERY

No of engines	1
---------------	---



<b>Make</b>	Volvo Penta
<b>Type</b>	D1 30F
<b>HP</b>	28,00
<b>kW</b>	20,58
<b>Fuel</b>	diesel
<b>Year installed</b>	2011
<b>Maximum speed (kn)</b>	7.5
<b>Cruising speed (kn)</b>	6.5
<b>Consumption (l/hr)</b>	3
<b>Engine hours</b>	35
<b>Engine cooling system</b>	freshwater heat exchanger
<b>Drive</b>	sail-drive
<b>Engine controls</b>	bowden cable
<b>Exhaust</b>	watercooled
<b>Propeller type</b>	folding
<b>Propeller blades</b>	2
<b>Manual bilge pump</b>	yes
<b>Electric bilge pump</b>	yes
<b>Electrical installation</b>	12/220v
<b>Batteries</b>	yes
<b>Start battery</b>	yes
<b>Service battery</b>	yes
<b>Battery monitor</b>	Mastervolt
<b>Battery charger</b>	yes
<b>Shorepower</b>	with cable

## NAVIGATION

<b>Compass</b>	Silva
<b>Depth sounder</b>	Simrad Combi IS12
<b>Log</b>	Simrad IS12
<b>Windset</b>	Simrad Combi IS12



VHF	Shipmate RS8000
Autopilot	with (2014) Raymarine drive unit Autohelm 6000
Radar	needs to be checked for proper operation Raytheon R10
GPS	Furuno
Radar/GPS	on wheelpedestal Navman chartplotter

## EQUIPMENT

Sprayhood	1x normal & 1x small size
Winter cover	yes
Cockpit table	yes
Bathing platform	in combination with bathingplatform
Boarding ladder	stainless steel Stainless steel
Anchor	Danforth
Anchor chain	yes
Windlass	electrical Vetus
Pushpit	yes
Pulpit	yes
Life raft	container
Lifebuoy	yes
Radar reflector	yes
Fenders	yes
Mooring lines	yes
TV	Salora flatscreen
Radio-cd player	Sony
Cockpit speakers	yes

## RIGGING

Rigging	sloop
Standing rigging	yes
Brand mast	Seldén
Material mast	aluminium



<b>Spreaders</b>	2 x
<b>Keel stepped mast</b>	yes
<b>Mainsail cover</b>	2014
<b>Fully battened mainsail</b>	not used much Van de Werf (2010)
<b>Jib</b>	yes
<b>High aspect</b>	yes
<b>Genoa</b>	not used much Van de Werf (2010)
<b>Genoa I</b>	Light (older)
<b>Genoa furler</b>	Profurl
<b>Spinnaker</b>	Older
<b>Staysail</b>	with hanks
<b>Removable innerforestay</b>	yes
<b>Reefing System</b>	slabreefing
<b>Backstay adjuster</b>	hydraulic Navtec
<b>Boomvang</b>	mechanical and tackle Selden Rodkicker
<b>Secondary sheet winch</b>	1 x Lewmar 16st
<b>Genoa sheetwinches</b>	2 x Lewmar 46st
<b>Halyard winches</b>	2 x Lewmar 30st
<b>Spi-pole</b>	carbon










## SWEDEN YACHTS 36
























## SWEDEN YACHTS 36









## SWEDEN YACHTS 36





## SWEDEN YACHTS 36





## SWEDEN YACHTS 36



## SWEDEN YACHTS 36





## SWEDEN YACHTS 36



## SWEDEN YACHTS 36





