



MITCHELL 31 MK III

# MITCHELL 31 MK III

## BROKER'S COMMENTS

The Mitchell 31 is a very sturdy fisher boat designed for the rough waters around the UK. This specific boat is fitted out with a very heavy Yanmar diesel giving it an excellent performance. She sleeps two in the front cabin and two in the saloon. The big and secure cockpit offers a good and safe place for high sea fishing. English registered. The owner is willing to deliver the boat anywhere in Europe at your wishes free of charge!

*John Venner*

## SPECIFICATIONS

<b>Dimensions</b>	9.45 x 3.35 x 0.79 (m)	<b>Builder</b>	J.S MOULDING LTD
<b>Built</b>	2003	<b>Cabins</b>	
<b>Material</b>	GRP	<b>Berths</b>	
<b>Engine(s)</b>	1 x YANMAR 5LY2A STP diesel	<b>Hp/Kw</b>	420.00 (hp), 308.70 (kw)
<b>Asking price</b>	sold (VAT )	<b>Lying</b>	contact sales office

## CONTACT

<b>Sales office</b>	De Valk Portugal	<b>Telephone</b>	+351 308 812321
<b>Address</b>	Edifício Administrativo - Ponta da Areia 8500 - 345 Portimão PT	<b>E-mail</b>	portugal@devalk.nl

## DISCLAIMER

These particulars are given in good faith as supplied but cannot be guaranteed.



# MITCHELL 31 MK III

## GENERAL

Model	MITCHELL 31 MK III
Type	motor yacht
LOA (m)	9,45
LWL (m)	8,84
Beam (m)	3,35
Draft (m)	0,79
Air draft (m)	2,54
Year built	2003
Launched	2004
Builder	J.S MOULDING LTD
Country	Great Britain
Displacement (t)	5,5
Hull material	GRP
Hull colour	blue
Hull shape	round-bilged
Deck material	GRP
Deck finish	non-skid paint
Window frame	aluminium
Window material	tempered glass
Fuel tank (litre)	2x 378
Level indicator (fuel tank)	yes
Freshwater tank (litre)	2x 190
Level indicator (freshwater)	yes
Blackwater tank (litre)	yes
Level indicator (blackwater)	yes
Wheel steering	yes
Inside helm position	yes

## ACCOMMODATION

Interior	teak
----------	------



# MITCHELL 31 MK III

Saloon	yes
Heating	yes
Chart table	yes
Dinette to convert into berth	yes
Galley	yes
Countertop	plastic
Sink	stainless steel
Cooker	calor gas 2x Ring Techimpex
Oven	yes
Gas alarm	yes
Fridge	yes
Owners cabin	double bed
Wardrobe	hanging
Bathroom	separate
Toilet	separate
Toilet system	manual
Wash basin	in the bathroom
Shower	separate
Guest cabin 1	single bed 2x

## MACHINERY

No of engines	1
Make	YANMAR
Type	5LY2A STP
HP	420,00
kW	308,70
Fuel	diesel
Year installed	2003
Maximum speed (kn)	24
Cruising speed (kn)	16-18
Engine hours	661



<b>Bowthruster</b>	electric Vetus
<b>Manual bilge pump</b>	yes
<b>Electric bilge pump</b>	yes
<b>Batteries</b>	yes
<b>Battery charger</b>	yes
<b>Inverter</b>	Durite
<b>Shorepower</b>	yes
<b>Trimtabs</b>	yes

## NAVIGATION

<b>Compass</b>	yes
<b>Depth sounder</b>	Raymarine Tridata (speed, log, depth)
<b>Log</b>	Raymarine Tridata (speed, log, depth)
<b>VHF</b>	Furuno
<b>Autopilot</b>	Raymarine
<b>GPS</b>	Furuno NavNet G-MAP

## EQUIPMENT

<b>Deck shower</b>	yes
<b>Anchor</b>	yes
<b>Anchor chain</b>	yes
<b>Horn</b>	yes
<b>Mooring lines</b>	yes
<b>TV</b>	Flat screen
<b>Radio-cd player</b>	yes
<b>Speakers in salon</b>	yes



# MITCHELL 31 MK III






# MITCHELL 31 MK III



# MITCHELL 31 MK III





# MITCHELL 31 MK III




# MITCHELL 31 MK III






# MITCHELL 31 MK III




# MITCHELL 31 MK III





# MITCHELL 31 MK III





# MITCHELL 31 MK III

