



DE VALK
YACHT BROKERS



HANSE 455



DE VALK
YACHT BROKERS

BROKERAGE | CHARTER | BERTHS | FINANCE | INSURANCE | YACHT MANAGEMENT

BROKER'S COMMENTS

From the first (Dutch) owner, an immaculately maintained and very well equipped Hanse 455. With the special light grey hull she really stands out. The interior comes in the luxurious american cherry and teak & holly floor. Equipped with the comfort package including a.o. dimmable LED flood lightning throughout the saloon. On deck she has a furling main and self tacking jib from Elvstrom. Combined with the 2 multi functional electric winches she can be sailed single handedly. Furthermore there is a retractable bowthruster, electric windlass, Airco, 4G wifi receiver and stereo with i pod.

Reinoud Bicker Caarten

SPECIFICATIONS

Dimensions	14.00 x 4.40 x 2.25 (m)	Builder	Hanse Yachts AG
Built	2015	Cabins	3
Material	GRP	Berths	8
Engine(s)	x Volvo Penta D2-75 diesel	Hp/Kw	72.00 (hp), 52.92 (kw)
Asking price	sold (VAT)	Lying	at sales office

CONTACT

Sales office	De Valk Portugal	Telephone	+351 308 812321
Address	Edifício Administrativo - Ponta da Areia 8500 - 345 Portimão PT	E-mail	portugal@devalk.nl

DISCLAIMER

These particulars are given in good faith as supplied but cannot be guaranteed.



GENERAL

Model	HANSE 455
Type	sailing yacht
LOA (m)	14,00
Beam (m)	4,40
Draft (m)	2,25
Air draft (m)	20,60
Year built	2015
Builder	Hanse Yachts AG
Country	Germany
Designer	Judel&Vrolijk
Displacement (t)	11,6
Ballast (tonnes)	3,5
CE norm	A
Hull material	GRP
Hull colour	Light grey
Hull shape	round-bilged
Keel type	fin keel
Superstructure material	GRP
Deck material	GRP
Deck finish	non-skid moulded in
Superstructure deck finish	non-skid moulded in
Cockpit deck finish	teak
Antifouling (year)	2019
Window frame	aluminium
Deckhatch	yes
Portholes	aluminium 6
Fuel tank (litre)	220L
Level indicator (fuel tank)	yes
Freshwater tank (litre)	450L
Blackwater tank (litre)	2x30L



Wheel steering	cable steering Double
Outside helm position	
Emergency tiller	yes

ACCOMMODATION

Cabins	3
Berths	8
Interior	cherry Comfort package with LED floodlight
Layout	Mastercabin with "island"bed and ensuite in bow, 2 cabins aft with double beds and shared bathroom.
Floor	teak and holly
Open cockpit	yes
Saloon	U shaped seating on SB, 2 lounge seats PS
Headroom saloon (m)	2,05
Heating	diesel ducted hot air
Air-conditioning	12.000 BTU
Navigation center	yes
Chart table	yes
Dinette	yes
Dinette to convert into berth	yes
Galley	yes
Countertop	corian Quartz black
Sink	stainless steel Double
Cooker	calor gas 3 burner
Oven	yes
Fridge	topload 130L
Hot water system	220V + engine
Water pressure system	
Manual and/or foot pump	yes
Owners cabin	
Bed length (m)	2m



Wardrobe	hanging and drawers
Bathroom	en suite
Toilet	en suite
Toilet system	manual
Guest cabin 1	double bed
Wardrobe	hanging and drawers
Bathroom	shared
Toilet	shared
Toilet system	manual
Wash basin	in the bathroom
Shower	shared
Guest cabin 2	double bed 2,1m
Wardrobe	hanging and drawers
Bathroom	shared

MACHINERY

Make	Volvo Penta
Type	D2-75
HP	72
kW	52,92
Fuel	diesel
Year installed	2015
Maximum speed (kn)	10
Cruising speed (kn)	8
Engine hours	600
Engine cooling system	seawater
Drive	sail-drive
Bowthruster	Retractable
Propeller type	folding
Propeller blades	3
Propeller shaft material	stainless steel



Shaft lubrication	grease
Manual bilge pump	yes
Electric bilge pump	yes
Electrical installation	12V
Start battery	60Ah Varta
Service battery	Mastervolt 2x 160Ah new 2019
Bowthruster battery	60Ah Varta
Windlass battery	yes
Battery monitor	yes
Battery charger/inverter	yes
Solar panel	2x
Shorepower	

NAVIGATION

Compass	yes
Depth sounder	B&G
Log	B&G
Windset	B&G
Repeater	yes
VHF	B&G
VHF handheld	yes
Autopilot	yes
Radar	yes
GPS	yes
Radar/GPS/plotter	2x B&G Zeus 2
Navtex	Weatherman
Wifi antenna	Glomex webboat 4G
Electronic chart(s)	Europe + Med
AIS receiver	yes

EQUIPMENT



Sprayhood with grab rail	yes
Bimini	yes
Cockpit cushions	yes
Cockpit table	With light
Bathing platform	yes
Boarding ladder	stainless steel
Gangway	yes
Deck shower	Warmwater
Anchor	
Anchor chain	galvanised 10mm steel 60m
Windlass	electrical
Dinghy	rigid inflatable Lodestar
Outboard	Honda 2,5HP
Sea railing	
Grab rail (superstructure)	
Railing side opening gates	yes
Pushpit	yes
Life raft	6pax
Lifejackets	yes
Safety harness	yes
Danbuoy	yes
Safety lines on deck	yes
Fenders	yes
Mooring lines	yes
Spare parts	yes
Tools	yes
TV	In master cabin
Radio	Fusion
DVD player	yes
iPod connection	Fusion
Cockpit speakers	yes
Speakers in salon	yes



Fire extinguisher	2
Latest extinguisher survey	2015

RIGGING


Rigging	sloop
Standing rigging	wire
Brand mast	Seldén
Material mast	aluminium
Spreaders	2 double
Mainsail	triradial Elvstrom FCL performance
Fully battened mainsail	Vertical
Stoway mast	yes
Jib	fully battened Self tacking
Genoa	Triradial Elvstrom FCL Performance
Genoa furler	yes
Self tacking jib installation	yes
Reefing System	main in-mast furling
Backstay adjuster	
Boomvang	gasspring
Multifunctional winches	Lewmar 50EST electric
Extra info	Dyneema hallyards




HANSE 455



HANSE 455



HANSE 455



HANSE 455






HANSE 455



HANSE 455



HANSE 455






HANSE 455



HANSE 455



HANSE 455



HANSE 455





HANSE 455



HANSE 455





HANSE 455

