



ISLAND PACKET 380



DE VALK
YACHT BROKERS

ISLAND PACKET 380

BROKER'S COMMENTS

The Island Packet 380 is a great seaworthy sailing yacht with an S-shaped hull . 'De Zwijger' is beautifully kept and finished and offers you a spacious accommodation with two cabins. She is very complete with and Yanmar 57HP diesel engine, bowthruster and extra details to make comfortable passages.

Sander van der Voorn

SPECIFICATIONS

Dimensions	12.06 x 4.01 x 1.40 (m)	Builder	Island Packet Yachts USA
Built	2001	Cabins	2
Material	GRP	Berths	7
Engine(s)	1 x Yanmar 4JH3E diesel	Hp/Kw	57.00 (hp), 41.90 (kw)
Asking price	sold (VAT)	Lying	at sales office

CONTACT

Sales office	De Valk Monnickendam B.V.	Telephone	+31 (0)299 65 63 50
Address	Hoogedijk 6 1145 PM Katwoude NL	E-mail	monnickendam@devalk.nl

DISCLAIMER

These particulars are given in good faith as supplied but cannot be guaranteed.



ISLAND PACKET 380

GENERAL

Model	ISLAND PACKET 380
Type	sailing yacht
LOA (m)	12,06
LWL (m)	9,75
Beam (m)	4,01
Draft (m)	1,40
Air draft (m)	16,55
Headroom (m)	1,95
Year built	2001
Builder	Island Packet Yachts USA
Country	U.S.A.
Designer	Bob Johnson
Displacement (t)	12
Ballast (tonnes)	lead in GRP 4,1
CE norm	A
Hull material	GRP
Hull colour	Ivory
Hull thickness (mm)	40
Hull shape	S-bilged
Keel type	long keel
Superstructure material	GRP
Superstructure (mm)	30
Deck plate thickness (mm)	30
Rubbing strake	wood
Deck material	GRP
Deck finish	non-skid moulded in
Superstructure deck finish	non-skid moulded in
Cockpit deck finish	non-skid moulded in
Antifouling (year)	2015
Dorades	yes



Window frame	stainless steel
Window material	tempered glass
Portholes	stainless steel
Fuel tank (litre)	stainless steel 320 L.
Freshwater tank (litre)	stainless steel 640 L.
Blackwater tank (litre)	steel 150 L.
Blackwater tank extraction	deck extraction
Greywater tank (litre)	stainless steel
Wheel steering	mechanical
Emergency tiller	yes

ACCOMMODATION

Cabins	2
Berths	7
Interior	teak
Floor	teak
Open cockpit	yes
Saloon	yes
Headroom saloon (m)	1,95 M.
Heating	diesel ducted hot air
Chart table	yes
Galley	yes
Countertop	plastic
Sink	stainless steel
Cooker	calor gas 3-burner
Oven	yes
Microwave	yes
Fridge	yes
Freezer	yes
Hot water system	220V + engine
Water pressure system	electrical



ISLAND PACKET 380

Owners cabin	French bed
Bed length (m)	2,10 M.
Wardrobe	hanging/drawers/shelves
Bathroom	shared
Toilet	shared
Toilet system	electric
Wash basin	at the toilet
Shower	shared
Guest cabin 1	double bed
Bed length (m)	2,10 M.
Wardrobe	hanging and shelves
Wash basin	in the cabin

MACHINERY

No of engines	1
Make	Yanmar
Type	4JH3E
HP	57,00
kW	41,90
Fuel	diesel
Year installed	2001
Maximum speed (kn)	8
Cruising speed (kn)	6
Engine hours	952
Engine cooling system	seawater
Drive	shaft
Shaft seal	yes
Engine controls	mechanical
Gearbox	mechanical
Bowthruster	electric 2010
Exhaust	watercooled



Propeller type	reversible
Propeller blades	3x
Propeller shaft material	stainless steel
Shaft lubrication	water
Manual bilge pump	yes
Electric bilge pump	yes
Batteries	yes
Start battery	yes
Service battery	yes
Bowthruster battery	yes
Inverter	yes
Diode battery combiners	yes
Shorepower	yes

NAVIGATION

Compass	Ritchie
Depth sounder	Raymarine I50 2015
Log	Raymarine I50 2015
Windset	Raymarine I50 2015
VHF	Shipmate 8300
Autopilot	Raymarine ST6002
Plotter	yes
Plotter/GPS	Raymarine hybrid-tough 2015
Electronic chart(s)	yes
Navigation lights	yes

EQUIPMENT

Fixed windscreen	S/S
Sprayhood with grab rail	yes
Cockpit cover	yes
Bimini	yes



Cockpit cushions	yes
Cockpit table	yes
Bathing platform	yes
Boarding ladder	stainless steel
Bow ladder	yes
Deck shower	yes
Anchor	CQR Plough S/S
Anchor chain	50 M. S/S
Windlass	electrical 2010
Outboard support	yes
Sea railing	wire S/S
Grab rail (superstructure)	stainless steel
Railing side opening gates	yes
Pushpit	yes
Pulpit	yes
Lifejackets	yes
Safety harness	yes
Binocular	yes
Radar reflector	yes
Fenders	yes
Mooring lines	yes
Spare parts	yes
Tools	yes
Radio-cd player	yes
Speakers in salon	yes
Fire extinguisher	yes

RIGGING

Rigging	cutter
Standing rigging	wire
Brand mast	Seldén



Material mast	aluminium
Spreaders	yes
Keel stepped mast	yes
Mainsail	35 M2.
Mainsail cover	yes
Cutterstay	yes
Genoa	36 M2.
Genoa furler	yes
Self tacking jib installation	yes
Reefing System	quick-one-line-reefing
Boomvang	mechanical and tackle
Primary sheet winch	2x Lewmar 48, 1x electric
Genoa sheetwinches	2x Lewmar 30
Halyard winches	yes
Reefing winch	Lewmar



ISLAND PACKET 380




ISLAND PACKET 380



ISLAND PACKET 380



ISLAND PACKET 380



ISLAND PACKET 380




ISLAND PACKET 380



ISLAND PACKET 380



ISLAND PACKET 380




ISLAND PACKET 380




ISLAND PACKET 380




ISLAND PACKET 380




ISLAND PACKET 380




ISLAND PACKET 380





ISLAND PACKET 380



ISLAND PACKET 380



ISLAND PACKET 380



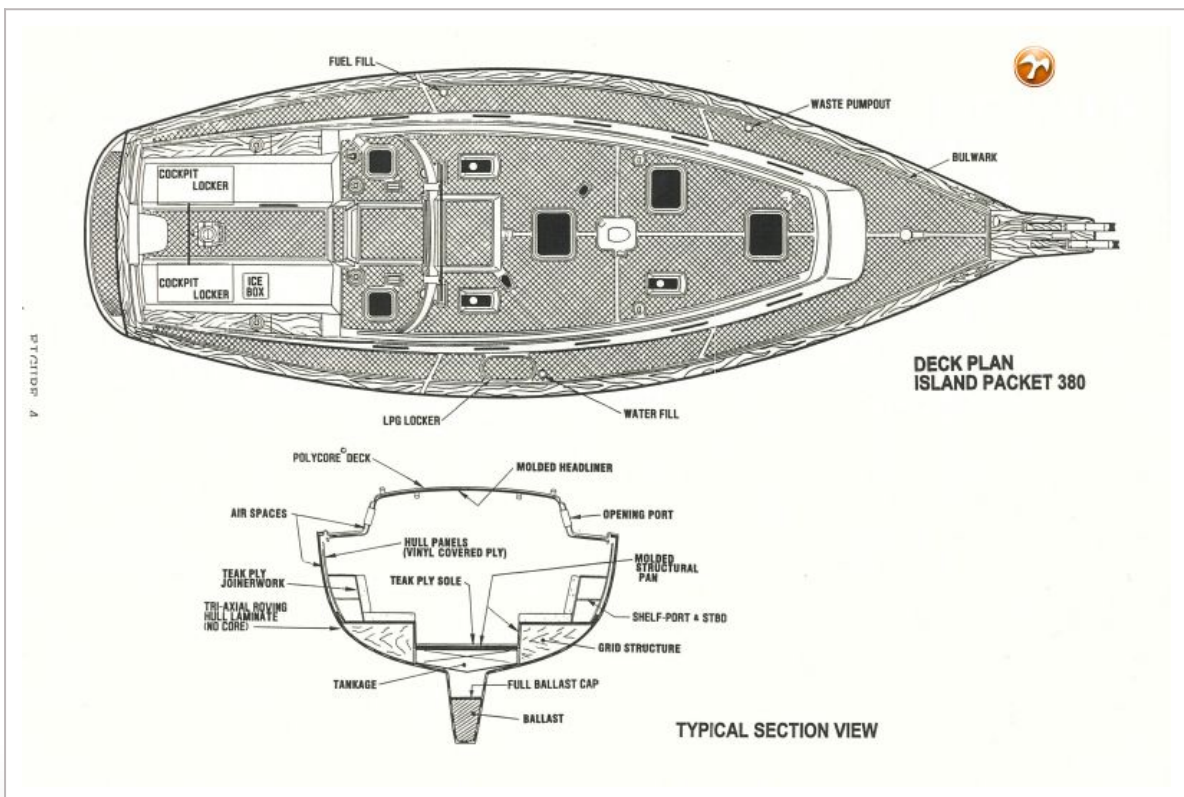
ISLAND PACKET 380



ISLAND PACKET 380



ISLAND PACKET 380



ISLAND PACKET 380

