



DE VALK
YACHT BROKERS



NIMBUS 380 COMMANDER



DE VALK
YACHT BROKERS

NIMBUS 380 COMMANDER

BROKER'S COMMENTS

Very nice Nimbus 380 Commander, all round yacht for coastal waters and cruising on inland waters. Well kept yacht with low engine hours, Lott of goodies and nice features.

Ger Bayens

SPECIFICATIONS

Dimensions	11.50 x 3.60 x 1.10 (m)	Builder	Nimbus AB
Built	2007	Cabins	2
Material	GRP	Berths	6
Engine(s)	2 x Volvo Penta Penta D4 260I-B diesel	Hp/Kw	2 x 260.00 (hp), 191.10 (kw)
Asking price	sold (VAT)	Lying	at sales office

CONTACT

Sales office	De Valk Sint Annaland	Telephone	+31 166 601 000
Address	Koelhuisweg 4 4697 RM Sint Annaland The Netherlands	E-mail	sintannaland@devalk.nl

DISCLAIMER

These particulars are given in good faith as supplied but cannot be guaranteed.



NIMBUS 380 COMMANDER

GENERAL

Model	NIMBUS 380 COMMANDER
Type	motor yacht Motor yacht
LOA (m)	11,50
Beam (m)	3,60
Draft (m)	1,10
Air draft (m)	3,40
Year built	2007
Builder	Nimbus AB
Country	Sweden
Designer	Rolf Eliasson/Nimbus Design,
Displacement (t)	6,8
CE norm	yes
Hull material	GRP
Hull colour	blue
Hull shape	deep-V
Superstructure material	GRP
Rubbing strake	rubber
Deck material	GRP
Deck finish	teak
Superstructure deck finish	teak
Cockpit deck finish	teak
Antifouling (year)	2013
Window frame	aluminum
Window material	toughened glass
Portholes	aluminum
Flybridge	yes
Radar arch	collapsible
Fuel tank (litre)	755
Level indicator (fuel tank)	yes
Freshwater tank (litre)	430



NIMBUS 380 COMMANDER

Level indicator (freshwater)	yes
Blackwater tank (litre)	80
Level indicator (blackwater)	yes
Wheel steering	hydraulic
Flybridge helm position	hydraulic

ACCOMMODATION

Cabins	2
Berths	6
Interior	mahogany
Floor	teak
Open cockpit	yes
Pilot house	yes
Saloon	yes
Headroom saloon (m)	1,98
Heating	diesel ducted hot air Eberspächer
Chart table	yes
Aft Cabin	yes
Dinette	yes
Dinette to convert into berth	yes
Galley	yes
Countertop	wood
Sink	stainless steel
Cooker	calor gas Eno SS 2 flame
Oven	yes
Fridge	with freezer compartment Isotherm
Hot water system	220V + engine
Water pressure system	electrical
Crockery	yes
Owners cabin	v-bed
Bed length (m)	2,00



NIMBUS 380 COMMANDER

Wardrobe	hanging
Bathroom	yes
Toilet	shared
Toilet system	electric Jabsco
Wash basin	at the toilet
Shower	shared
Guest cabin 1	double bed
Wardrobe	hanging

MACHINERY

No of engines	2
Make	Volvo Penta
Type	Penta D4 260I-B
HP	260,00
kW	191,10
Fuel	diesel
Year installed	2006
Maximum speed (kn)	26
Engine hours	195
Engine cooling system	freshwater heat exchanger
Drive	shaft
Engine controls	yes
Gearbox	yes
Bowthruster	electric Side Power
Gearbox	hydraulic
Exhaust	watercooled
Propeller type	fixed
Propeller blades	4
Propeller shaft material	stainless steel
Shaft lubrication	yes
Manual bilge pump	yes



NIMBUS 380 COMMANDER

Electric bilge pump	yes
Electrical installation	yes
Start battery	yes
Service battery	yes
Bowthruster battery	yes
Battery charger	Mastervolt IVO Compact
Shorepower	with cable
Trimtabs	yes

NAVIGATION

Compass	Silva 58
Depth sounder	Raytheon Bidata
Log	Raytheon Bidata
Repeater	yes
VHF	Raytheon 240E
Autopilot	Raytheon 6002 incl wireless remote control
Radar/GPS/plotter	Raytheon E-80
Electronic chart(s)	yes
Camera	Apple compatible
Searchlight	yes

EQUIPMENT

Fixed windscreen	yes
Cockpit cushions	yes
Cockpit table	yes
Bathing platform	yes
Boarding ladder	yes
Transom door	yes
Anchor	Bruce Stainless Steel
Anchor chain	yes
Windlass	electrical



NIMBUS 380 COMMANDER


Sea railing	stainless steel
Grab rail (superstructure)	stainless steel
Railing side opening gates	yes
Pushpit	yes
Pulpit	yes
Danbuoy	yes
Wiper	yes
Window ventilator	yes
Horn	electric
Radar reflector	yes
Fenders	yes
Mooring lines	yes
Radio-cd player	yes
Cockpit speakers	yes
Clock - barometer	yes
Fire extinguisher	yes
Extinguisher in engine room	yes
Extra info	Cover for fly bridge

RIGGING

Material mast	Stainless steel
---------------	-----------------



NIMBUS 380 COMMANDER



NIMBUS 380 COMMANDER



NIMBUS 380 COMMANDER



NIMBUS 380 COMMANDER



NIMBUS 380 COMMANDER



NIMBUS 380 COMMANDER




NIMBUS 380 COMMANDER



NIMBUS 380 COMMANDER



NIMBUS 380 COMMANDER



NIMBUS 380 COMMANDER



NIMBUS 380 COMMANDER



NIMBUS 380 COMMANDER



NIMBUS 380 COMMANDER




NIMBUS 380 COMMANDER





NIMBUS 380 COMMANDER




NIMBUS 380 COMMANDER



NIMBUS 380 COMMANDER



NIMBUS 380 COMMANDER



NIMBUS 380 COMMANDER

