



DE VALK
YACHT BROKERS



LINSSEN GRAND STURDY 45.9



DE VALK
YACHT BROKERS

LINSSEN GRAND STURDY 45.9

BROKER'S COMMENTS

Linssen Grand Sturdy 45.9 AC "Nina of Eastborn" build at Linssen Yachts in 2010. CE-A certified! Three cabin, two bathroom layout. Single Volvo Penta D3 150HP diesel engine, bow- and sternthruster and Mastervolt generator. Come over to our covered sales marina to view this well maintained Linssen Grand Sturdy. She is and ready to go!

Arne Doodeman

SPECIFICATIONS

| | | | |
|---------------------|----------------------------------|----------------|--------------------------|
| Dimensions | 14.45 x 4.40 x 1.27 (m) | Builder | Linssen Yachts |
| Built | 2010 | Cabins | 3 |
| Material | Steel | Berths | 8 |
| Engine(s) | 1 x Volvo Penta D3-150I-D diesel | Hp/Kw | 150.00 (hp), 110.25 (kw) |
| Asking price | sold (VAT) | Lying | at sales office |

CONTACT

| | | | |
|---------------------|--------------------------------------|------------------|---------------------|
| Sales office | De Valk Sneek | Telephone | +31 (0)515 42 80 30 |
| Address | Zwolsmanweg 7 8606 KC Sneek NL | E-mail | sneek@devalk.nl |

DISCLAIMER

These particulars are given in good faith as supplied but cannot be guaranteed.



LINSSEN GRAND STURDY 45.9

GENERAL

| | |
|-----------------------------|-----------------------------|
| Model | LINSSEN GRAND STURDY 45.9 |
| Type | motor yacht |
| LOA (m) | 14,45 |
| Beam (m) | 4,40 |
| Draft (m) | 1,27 |
| Air draft (m) | 3,00 |
| Year built | 2010 |
| Builder | Linssen Yachts |
| Country | The Netherlands |
| Displacement (t) | 22 |
| CE norm | A |
| Hull material | steel |
| Hull colour | blue |
| Hull shape | hard chine |
| Superstructure material | steel |
| Rubbing strake | fender rope |
| Deck material | steel |
| Deck finish | non-skid paint |
| Superstructure deck finish | paint |
| Cockpit deck finish | teak Aft deck |
| Antifouling (year) | 2017 |
| Window frame | aluminium |
| Window material | double glazing |
| Deckhatch | 3x Gebo deckhatch |
| Portholes | aluminium 8x Gebo portholes |
| Insulation | rockwool |
| Mast can be lowered | manual |
| Fuel tank (litre) | steel 820 |
| Level indicator (fuel tank) | Wema |
| Freshwater tank (litre) | polyethylene 880 |



| | |
|------------------------------|------------------|
| Level indicator (freshwater) | Wema |
| Blackwater tank (litre) | polyethylene 260 |
| Level indicator (blackwater) | Wema |
| Wheel steering | hydraulic |
| Inside helm position | yes |
| Outside helm position | hydraulic |

ACCOMMODATION

| | |
|-------------------------------|--|
| Cabins | 3 |
| Berths | 8 |
| Interior | cherry |
| Floor | teak and holly |
| Aft deck | yes |
| Saloon | yes |
| Heating | diesel ducted hot air 1 x Eberspacher D5, 1 x Eberspacher D4 |
| Dinette | yes |
| Dinette to convert into berth | yes |
| Opening door to aft deck | yes |
| Galley | yes |
| Countertop | corian |
| Sink | stainless steel |
| Cooker | ceramic Plastimo 4 burner |
| Oven | NEFF oven/microwhave |
| Microwave/oven combi | Neff oven/microwhave |
| Fridge | Weaco 110L |
| Freezer | In the fridge |
| Hot water system | 220V + engine Isothemp 50L |
| Water pressure system | electrical |
| Owners cabin | French bed |
| Wardrobe | walk-in closet |
| Bathroom | en suite |



| | |
|---------------|-------------------------|
| Toilet | yes |
| Toilet system | manual |
| Wash basin | yes |
| Shower | yes |
| Guest cabin 1 | French bed |
| Wardrobe | hanging/drawers/shelves |
| Toilet | separate |
| Toilet system | manual |
| Wash basin | at the toilet |
| Shower | separate |
| Guest cabin 2 | twin single |
| Wardrobe | drawers and shelves |

MACHINERY

| | |
|-----------------------|---------------------------|
| No of engines | 1 |
| Make | Volvo Penta |
| Type | D3-150I-D |
| HP | 150,00 |
| kW | 110,25 |
| Fuel | diesel |
| Maximum speed (kn) | 9 |
| Engine hours | 1040 |
| Engine cooling system | freshwater heat exchanger |
| Drive | shaft |
| Engine controls | electrical Volvo Penta |
| Gearbox | hydraulic ZF 45 |
| Bowthruster | electric Vetus 125 Kgf |
| Sternthruster | electric Vetus 125 Kgf |
| Exhaust | watercooled |
| Thrust bearing | Aquadrive |
| Propeller type | fixed |



| | |
|---------------------------------|-------------------------------------|
| Propeller shaft material | stainless steel |
| Shaft lubrication | water |
| Electric bilge pump | yes |
| Generator | Mastervolt Whisper 8 Ultra |
| Running hours generator | 45 hours (6-9-2017) |
| Batteries | yes |
| Battery monitor | Mastervolt inverter/charger control |
| Battery charger/inverter | Mastervolt Mass combi 12/2000/100 |
| Shorepower | with cable |
| Insulation transformer | Mastervolt GI3.5 |

NAVIGATION

| | |
|-------------------------------|--|
| Compass | yes |
| Electric compass | Raymarine ST60+ |
| Depth sounder/log | Raymarine ST60+ Tridata |
| Windset | Raymarine ST60+ |
| VHF | Raymarine Ray 240E |
| Autopilot | Raymarine ST6002 with Smartpilot |
| Rudder angle indicator | In the autopilot and Raymarine ST60+ (aftdeck) |
| Radar | Raymarine |
| Radar/GPS/plotter | Raymarine C120, Raymarine A70 chartplotter (aftdeck) |
| Wifi antenna | yes |
| AIS receiver | yes |
| AIS transponder | yes |
| Navigation lights | yes |
| Searchlight | Jabsco |

EQUIPMENT

| | |
|-------------------------|-----|
| Sprayhood | yes |
| Cockpit cover | yes |
| Cockpit cushions | yes |



| | |
|-----------------------------|--|
| Bathing platform | yes |
| Boarding ladder | yes |
| Deck shower | yes |
| Anchor | yes |
| Anchor chain | yes |
| Windlass | electrical Lofrance |
| Deck wash | yes |
| Sea railing | stainless steel |
| Grab rail (superstructure) | stainless steel |
| Railing side opening gates | 3 x |
| Life raft | container Plastimo Offshore 8 pers. (need service) |
| Lifebuoy | yes |
| Wiper | 5 x |
| Horn | yes |
| Fenders | yes |
| Mooring lines | yes |
| TV | Xoro flatscreen |
| TracVision ball | TracVision M2 |
| Radio-cd player | Sony |
| Surround Sound System | Bose |
| Clock - barometer | Clock and barometer |
| Fire extinguisher | yes |
| Extinguisher in engine room | yes |



LINSSEN GRAND STURDY 45.9



LINSSEN GRAND STURDY 45.9



LINSSEN GRAND STURDY 45.9




LINSSEN GRAND STURDY 45.9



LINSSEN GRAND STURDY 45.9



LINSSEN GRAND STURDY 45.9



LINSSEN GRAND STURDY 45.9




LINSSEN GRAND STURDY 45.9




LINSSEN GRAND STURDY 45.9



LINSSEN GRAND STURDY 45.9



LINSSEN GRAND STURDY 45.9



LINSSEN GRAND STURDY 45.9




LINSSEN GRAND STURDY 45.9



LINSSEN GRAND STURDY 45.9



LINSSEN GRAND STURDY 45.9



LINSSEN GRAND STURDY 45.9

