



GLOBE TRAWLER 40

GLOBE TRAWLER 40

BROKER'S COMMENTS

GRP trawler with single engine and low maintenance configuration both inside and outside. Her integrated galley in the saloon makes her ideal for a couple to stay on board for an extended time.

Arjen Hoeksma

SPECIFICATIONS

Dimensions	12.50 x 3.88 x 1.40 (m)	Builder	
Built	2007	Cabins	2
Material	GRP	Berths	6
Engine(s)	1 x Cummins 4BT3.9-M diesel	Hp/Kw	155.00 (hp), 113.93 (kw)
Asking price	sold (VAT)	Lying	at sales office

CONTACT

Sales office	De Valk Loosdrecht B.V.	Telephone	+31 (0)35 582 90 30
Address	't Breukeleveense Meentje 6 1231LM Loosdrecht / Wijdmeren NL	E-mail	loosdrecht@devalk.nl

DISCLAIMER

These particulars are given in good faith as supplied but cannot be guaranteed.



GLOBE TRAWLER 40

GENERAL

Model	GLOBE TRAWLER 40
Type	motor yacht
LOA (m)	12,50
Beam (m)	3,88
Draft (m)	1,40
Air draft (m)	4,15
Headroom (m)	2,00
Year built	2007
Country	China
Displacement (t)	14,5
CE norm	B
Hull material	GRP
Hull colour	white Beige/
Hull shape	deep-V
Superstructure material	GRP
Rubbing strake	yes
Deck material	GRP
Deck finish	anti-slip moulded in
Cockpit deck finish	anti-slip moulded in
Dorades	yes
Window frame	aluminum
Window material	glass
Deckhatch	yes
Flybridge	yes
Flybridge cover	yes
Mast can be lowered	manual
Fuel tank (litre)	steel 1000 ltr
Level indicator (fuel tank)	yes
Freshwater tank (litre)	stainless steel 700 ltr
Greywater tank (litre)	polyethylene 200 ltr



Wheel steering	yes
Flybridge helm position	yes
Extra info	Built in 2006/2007, 2010 in use (incl. equipment)

ACCOMMODATION

Cabins	2
Berths	6
Interior	teak
Floor	teak
Open cockpit	yes
Saloon	yes
Heating	central heating Maritime Booster
Dinette	yes
Sliding door to cockpit	yes
Galley	yes
Countertop	yes
Sink	stainless steel
Cooker	calor gas 3-burner
Oven	Smev
Fridge	yes
Hot water system	yes
Water pressure system	electrical
Owners cabin	french bed
Bed length (m)	2,0
Wardrobe	hanging and drawers
Bathroom	shared
Toilet	shared
Toilet system	electric
Wash basin	in the bathroom
Shower	shared
Guest cabin 1	bunk bed



GLOBE TRAWLER 40

Bed length (m)	2,0
Wardrobe	hanging and drawers

MACHINERY

No of engines	1
Make	Cummins
Type	4BT3.9-M
HP	155,00
kW	113,93
Fuel	diesel
Year installed	2007
Maximum speed (kn)	10
Cruising speed (kn)	8,5
Consumption (l/hr)	6
Engine hours	511 (10-6-2015)
Drive	shaft
Engine controls	bowden cable
Bowthruster	electric Side power
Sternthruster	electric
Exhaust	watercooled
Propeller type	fixed
Propeller blades	4
Propeller shaft material	steel
Shaft lubrication	water
Manual bilge pump	yes
Electric bilge pump	yes
Batteries	4
Start battery	yes
Battery charger	Victron
Inverter	Master Volt Massine 12/2000
Shorepower	with cable



NAVIGATION

Depth sounder	Raymarine ST60+ tridata
Log	Raymarine ST60+ tridata
Windset	Raymarine ST60+
VHF	Raymarine 240E
Autopilot	Raymarine ST6002
Radar/GPS/plotter	Raymarine E90W
Searchlight	yes
Extra info	all navigation equipment built-in in 2010

EQUIPMENT

Bathing platform	yes
Anchor	yes
Anchor chain	yes
Windlass	electrical Quick
Sea railing	yes
Wiper	3x
Horn	electric
Fenders	yes
Mooring lines	yes
TV	Flat screen
Clock - barometer	yes



GLOBE TRAWLER 40



GLOBE TRAWLER 40




GLOBE TRAWLER 40



GLOBE TRAWLER 40




GLOBE TRAWLER 40




GLOBE TRAWLER 40




GLOBE TRAWLER 40




GLOBE TRAWLER 40



GLOBE TRAWLER 40




GLOBE TRAWLER 40




GLOBE TRAWLER 40




GLOBE TRAWLER 40



GLOBE TRAWLER 40




GLOBE TRAWLER 40



GLOBE TRAWLER 40



GLOBE TRAWLER 40



GLOBE TRAWLER 40

