



## GILLISSENVLET 10,40 OK

# GILLISSENVLET 10,40 OK

## BROKER'S COMMENTS

Gillissenvlet 1040 OK "Jan van Gent" is a heavy built motor yacht with a roundbilged flange welded hull, built in 1987 at Scheepsbouwers Werkendam, the Netherlands. Equipped with Volvo Penta diesel engine, Vetus electric bow thruster and Webasto heating etc. The teakdecks have a thickness of 12 mm and placed in 2004. After that the motor yacht is always stored in a covered boathouse. You are very welcome to visit "Jan van Gent" in our covered sales harbor.

*Arne Doodeman*

## SPECIFICATIONS

<b>Dimensions</b>	10.80 x 3.40 x 1.00 (m)	<b>Builder</b>	Scheepsbouwers Werkendam
<b>Built</b>	1987	<b>Cabins</b>	1
<b>Material</b>	Steel	<b>Berths</b>	4
<b>Engine(s)</b>	1 x Volvo Penta TMD 30 A diesel	<b>Hp/Kw</b>	96.00 (hp), 70.56 (kw)
<b>Asking price</b>	sold (VAT )	<b>Lying</b>	at sales office

## CONTACT

<b>Sales office</b>	De Valk Sneek	<b>Telephone</b>	+31 (0)515 42 80 30
<b>Address</b>	Zwolsmanweg 7 8606 KC Sneek NL	<b>E-mail</b>	sneek@devalk.nl

## DISCLAIMER

These particulars are given in good faith as supplied but cannot be guaranteed.



# GILLISSENVLET 10,40 OK

## GENERAL

Model	GILLISSENVLET 10,40 OK
Type	motor yacht
LOA (m)	10,80
Beam (m)	3,40
Draft (m)	1,00
Year built	1987
Builder	Scheepsbouwers Werkendam
Country	The Netherlands
Designer	Th. Gillissen
Hull material	steel
Hull colour	blue
Hull shape	roundbilged
Superstructure material	steel
Deck material	steel
Deck finish	teak (2004)
Window frame	aluminum
Window material	glass
Mast can be lowered	electric
Fuel tank (litre)	steel 400
Freshwater tank (litre)	steel 400
Wheel steering	hydraulic
Inside helm position	yes

## ACCOMMODATION

Cabins	1
Berths	4
Interior	teak
Floor	Wood
Saloon	yes
Heating	diesel ducted hot air Webasto



Dinette to convert into berth	yes
Galley	yes
Countertop	yes
Sink	stainless steel
Cooker	calor gas 2-burner
Fridge	yes
Hot water system	220V + engine
Water pressure system	yes
Owners cabin	v-bed
Wardrobe	yes
Bathroom	yes
Toilet	shared
Toilet system	manual
Wash basin	in the bathroom
Shower	shared

## MACHINERY

No of engines	1
Make	Volvo Penta
Type	TMD 30 A
HP	96,00
kW	70,56
Fuel	diesel
Engine hours	2050
Engine cooling system	freshwater heat exchanger
Drive	shaft
Engine controls	manual
Gearbox	hydraulic
Bowthruster	electric Vetus (2004)
Propeller type	fixed
Propeller shaft material	stainless steel



Shaft lubrication	grease
Electric bilge pump	yes
Batteries	yes
Battery charger	Victron Centaur 12/30
Shorepower	with cable

## NAVIGATION

Electric compass	Autohelm Compass
Depth sounder	Autohelm Depht
Log	Autohelm Speed

## EQUIPMENT

Cockpit cover	yes
Cockpit cushions	yes
Cockpit table	yes
Cockpit chairs	yes
Bathing platform	(2004)
Boarding ladder	yes
Anchor	yes
Anchor chain	yes
Windlass	manual Vetus
Sea railing	
Wiper	2x
Fenders	yes
Mooring lines	yes
Radio-cd player	Philips
Clock - barometer	yes
Fire extinguisher	yes



# GILLISSENVLET 10,40 OK





# GILLISSENVLET 10,40 OK



# GILLISSENVLET 10,40 OK





# GILLISSENVLET 10,40 OK







# GILLISSENVLET 10,40 OK





# GILLISSENVLET 10,40 OK






# GILLISSENVLET 10,40 OK





# GILLISSENVLET 10,40 OK







# GILLISSENVLET 10,40 OK



