



HOLTERMAN 53



HOLTERMAN 53

BROKER'S COMMENTS

Holterman 53 is a beautiful Dutch steel yacht from the top naval design Vripack, built by Holterman Yachting in Meppel on behalf of the current owner. CE A class, very well equipped for sailing at sea including stabilizers, as well as on inland waters. Easy to maneuver; 2 engines a bow/stern thruster (with wireless control). Staying on board is wonderful, open cockpit, lounge / wheelhouse on the same level, airco, central heating and double glazing. Spacious galley with a dinette downstairs. Very large owner's cabin and neat guesthouse, each with its own shower and toilet.

Henk de Vries

SPECIFICATIONS

Dimensions	16.20 x 4.90 x 1.40 (m)	Builder	Holterman Yachting
Built	2009	Cabins	2
Material	Steel	Berths	4
Engine(s)	2 x John Deere 6068TFM75 diesel	Hp/Kw	2 x 201.00 (hp), 148.00 (kw)
Asking price	sold (VAT)	Lying	at sales office

CONTACT

Sales office	De Valk Sneek	Telephone	+31 (0)515 42 80 30
Address	Zwolsmanweg 7 8606 KC Sneek NL	E-mail	sneek@devalk.nl

DISCLAIMER

These particulars are given in good faith as supplied but cannot be guaranteed.



GENERAL

Model	HOLTERMAN 53
Type	motor yacht
LOA (m)	16,20
LWL (m)	13,78
Beam (m)	4,90
Draft (m)	1,40
Air draft (m)	5,90
Air draft min (m)	4,36
Year built	2009
Launched	2010
Builder	Holterman Yachting
Country	The Netherlands
Designer	Vripack
Displacement (t)	32
CE norm	A
Hull material	steel
Hull colour	silver gray
Hull thickness (mm)	5
Hull shape	Fast Displacement Hull
Superstructure material	steel
Superstructure (mm)	4
Deck plate thickness (mm)	4
Rubbing strake	stainless steel
Deck material	steel
Deck finish	teak
Superstructure deck finish	paint
Cockpit deck finish	teak
Antifouling (year)	2021
Dorades	yes
Window frame	aluminium



Window material	double glazing Tempered glas
Deckhatch	yes
Portholes	aluminium
Insulation	glasswool
Radar arch	collapsible
Mast can be lowered	hydraulic
Fuel tank (litre)	steel 2X 650, 1X 1700
Level indicator (fuel tank)	yes
Freshwater tank (litre)	stainless steel 1X 2000 including double filtersystem
Level indicator (freshwater)	yes
Blackwater tank (litre)	stainless steel 1X 350
Level indicator (blackwater)	yes
Blackwater tank extraction	deck extraction + pump
Greywater tank (litre)	stainless steel 1X 350
Level indicator (greywater)	yes
Wheel steering	hydraulic + Holland Nautic Active Steering
Outside helm position	with remote control RMC Remote Motor Control including bow & stern prop
More info on paintwork	2018

ACCOMMODATION

Cabins	2
Berths	4
Interior	cherry
Layout	open cockpit pilothouse/deck saloon, galley, 2 cabins, 2 bathroom/toilets
Floor	wood
Open cockpit	yes
Pilot house/deck saloon	yes
Headroom saloon (m)	1,95
Sliding roof	
Heating	central heating Kabola



Air-conditioning	single cycle airco Webasto
Dinette	yes
Opening door to cockpit	yes
Opening door to aft deck	yes
Galley	yes
Countertop	granite
Sink	
Cooker	ceramic Miele
Microwave/oven combi	Miele
Fridge	1x big, 1x small, 2 drawer
Freezer	yes
Hot water system	220V + engine
Water pressure system	
Dishwasher	yes
Owners cabin	
Bed length (m)	2,00 x 1,60
Wardrobe	hanging/drawers/shelves
Bathroom	en suite
Toilet	en suite
Toilet system	electric
Wash basin	in the bathroom
Shower	separate
Guest cabin 1	v-bed
Bed length (m)	2,10 x 0,90
Wardrobe	drawers
Bathroom	en suite
Toilet	shared
Toilet system	electric
Wash basin	in the bathroom
Shower	separate
Washing machine	yes
Central vacuum cleaner	yes



Extra info	saloon table adjustable in height
Extra info	electric sliding roof window & window blinds

MACHINERY

No of engines	2
Make	John Deere
Type	6068TFM75
HP	201
kW	148,00
Fuel	diesel
Year installed	2008
Maximum speed (kn)	10,5
Cruising speed (kn)	8
Engine hours	Ca. 2540
Engine cooling system	freshwater heat exchanger
Drive	shaft
Engine controls	electrical EMC
Gearbox	hydraulic
Bowthruster	hydraulic
Sternthruster	hydraulic
Exhaust	watercooled
Thrust bearing	yes
Propeller type	fixed
Propeller blades	L & R 4
Propeller shaft material	stainless steel
Shaft lubrication	water Axiseals
Electric bilge pump	3x automatic/manual
Bilge alarm	yes
Electrical installation	230/24/12V
Generator	silent separator Whisper Ultra 12 kW
Batteries	yes



Start battery	Start set 24V
Service battery	Service set 24V
Generator battery	1x 12V
Battery monitor	yes
Battery charger	MASTERVOLT 1x 100AH/24V 1x 100AH/24V 1x 10AH/12V
Inverter	MASTERVOLT 5KW
Diode battery combiners	yes
Shorepower	with cable
Insulation transformer	MASTERVOLT 3,5 KVa
Stabilizers	fin Vetus / Hydraulic
Extra info	2x extra 24V alternators

NAVIGATION

Electric compass	Raymarine
Depth sounder	Raymarine ST 60
Log	Raymarine ST60
Windset	Raymarine ST60
VHF	yes
VHF handheld	yes
Autopilot	Raymarine ST6002
Rudder angle indicator	Raymarine
Radar/GPS/plotter	Raymarine C 120
Electronis chart(s)	yes
AIS transceiver	yes
Camera	yes
Navigation lights	Led
Searchlight	ITT Jabsco

EQUIPMENT

Cockpit cover	yes
Cockpit cushions	+ cushions at the bow seat



Cockpit table	yes
Cockpit chairs	yes
Bathing platform	yes
Boarding ladder	aluminum
Transom door	yes
Bow ladder	side ladder
Anchor	Pool
Anchor chain	yes
Windlass	electrical Quick with remote control
Deck wash	yes
Sea railing	stainless steel
Grab rail (superstructure)	stainless steel
Railing side opening gates	yes
Pulpit	with a folding stainless steel seat
Horn	
Fenders	yes
Mooring lines	yes
TV	1x retractable in saloon 1x in owner stateroom
Radio-cd player	yes
Surround Sound System	yes
Speakers in salon	yes
Clock - barometer	yes
Fire extinguisher	3x
Extinguisher in engine room	yes
Auto extinguisher system	in engine room
Extra info	Central vacuum cleaner Linea Tecno System Air



HOLTERMAN 53




HOLTERMAN 53





HOLTERMAN 53













HOLTERMAN 53



HOLTERMAN 53







HOLTERMAN 53




HOLTERMAN 53







HOLTERMAN 53



HOLTERMAN 53



