



## BOARNCRUISER 50 CLASSIC LINE

# BOARNCRUISER 50 CLASSIC LINE

## BROKER'S COMMENTS

The Boarncruiser 50 Classic Line can bring you anywhere in Europe. This yacht with a 3 cabin layout and two separate bathrooms and all possible comfort is fitted with a 225 HP 6 cylinder Perkins Sabre diesel engine, hydraulic bow and stern thruster and Kabola central heating. Her steel hull and GRP superstructure result in optimal weight balance and greater seaworthiness for safe and comfortable cruising. She has CE-A. Well maintained and kept in shape by her present owner, lots of renewals and improvements.

*Pieter Bosma*

## SPECIFICATIONS

<b>Dimensions</b>	14.95 x 4.60 x 1.25 (m)	<b>Builder</b>	Jachtwerf De Boarnstream
<b>Built</b>	2003	<b>Cabins</b>	3
<b>Material</b>	Steel	<b>Berths</b>	6
<b>Engine(s)</b>	1 x Perkins M225TI33 diesel	<b>Hp/Kw</b>	225.00 (hp), 165.38 (kw)
<b>Asking price</b>	sold (VAT )	<b>Lying</b>	contact Sneek

## CONTACT

<b>Sales office</b>	De Valk Sneek	<b>Telephone</b>	+31 (0)515 42 80 30
<b>Address</b>	Zwolsmanweg 7 8606 KC Sneek NL	<b>E-mail</b>	sneek@devalk.nl

## DISCLAIMER

These particulars are given in good faith as supplied but cannot be guaranteed.



# BOARNCRUISER 50 CLASSIC LINE

## GENERAL

Model	BOARNCRUISER 50 CLASSIC LINE
Type	motor yacht
LOA (m)	14,95
Beam (m)	4,60
Draft (m)	1,25
Air draft (m)	2,75
Headroom (m)	2,00
Year built	2003
Builder	Jachtwerf De Boarnstream
Country	The Netherlands
Designer	Jachtwerf De Boarnstream
Displacement (t)	27
CE norm	A
Hull material	steel
Hull colour	blue Awl Grip
Hull thickness (mm)	5/6
Hull shape	multi hard chine
Keel type	Keelplate 10 mm
Bilge keels	yes
Superstructure material	GRP
Rubbing strake	fender rope
Deck material	steel
Deck finish	teak
Superstructure deck finish	non-skid paint 2016
Antifouling (year)	2016
Window frame	aluminium
Window material	double glazing Thermic Line
Deckhatch	yes
Portholes	aluminium
Insulation	yes



# BOARNCRUISER 50 CLASSIC LINE

<b>Mast can be lowered</b>	electric
<b>Fuel tank (litre)</b>	steel 1200 (2x 600)
<b>Level indicator (fuel tank)</b>	Wempe
<b>Freshwater tank (litre)</b>	stainless steel 1200 (2x 600)
<b>Level indicator (freshwater)</b>	Wempe
<b>Blackwater tank (litre)</b>	stainless steel 400
<b>Blackwater tank extraction</b>	deck extraction + pump
<b>Wheel steering</b>	powersteer
<b>Inside helm position</b>	yes
<b>Outside helm position</b>	powersteer
<b>Emergency tiller</b>	emergency steering in accordance with CE norm
<b>More info on hull</b>	entire boat polished 2017
<b>More info on paintwork</b>	AWL Grip paint 2 coats
<b>Extra info</b>	heavy duty stainless steel docking bollards on bow, stern, midships and swim platform
<b>Extra info</b>	heavy duty insulation on hull, in aft cabin over propeller and in engine room
<b>Extra info</b>	windows sunreflecting, tinted, heavy duty teak entrance door with double glass

## ACCOMMODATION

<b>Cabins</b>	3
<b>Berths</b>	6
<b>Interior</b>	teak
<b>Floor</b>	teak and holly
<b>Aft deck</b>	yes
<b>Deck saloon</b>	yes
<b>Saloon</b>	yes
<b>Headroom saloon (m)</b>	2,00
<b>Heating</b>	central heating Kabola B12 Tap
<b>Aft Cabin</b>	yes
<b>Dinette</b>	yes



# BOARNCRUISER 50 CLASSIC LINE

Dinette to convert into berth	yes
Opening door to aft deck	Teak
Galley	extra cupboards in galley (2014)
Countertop	Duropol
Sink	stainless steel Double
Cooker	electric 4 burner Pelgrim
Extractor	Ignis
Microwave/oven combi	LG Solar DOM
Fridge	218 Ltr.
Freezer	2 layers
Hot water system	on central heating
Water pressure system	electrical New pump 2017
Dishwasher	Atag
Owners cabin	French bed Aft, Queen size
Bed length (m)	with memory matrass 2,10
Wardrobe	hanging/drawers/shelves Extra Large wall cabinets (2014)
Bathroom	en suite
Toilet	en suite
Toilet system	electric
Wash basin	yes
Shower	en suite
Guest cabin 1	bunk bed
Bed length (m)	2,10
Wardrobe	hanging
Bathroom	
Guest cabin 2	French bed Queen size
Bed length (m)	2,10
Wardrobe	yes
Bathroom	en suite
Toilet	en suite
Toilet system	electric
Wash basin	in the bathroom



**Washing machine/dryer combi**

Siemens Wash & Dry 6143

**Extra info**

all floors covered with high quality carpet

**Extra info**

in the aftcabin large, separate shower room with teak bench Queen size, and integrated Siemens washer/Dryer

## MACHINERY

**No of engines**

1

**Make**

Perkins

**Type**

M225Ti33

**HP**

225

**kW**

165.38

**Fuel**

diesel

**Year installed**

2003

**Maximum speed (kn)**

10

**Cruising speed (kn)**

8

**Engine hours**

2860

**Engine cooling system**

freshwater heat exchanger

**Drive**

shaft

**Shaft seal**

yes

**Engine controls**

electrical Morse

**Gearbox**

hydraulic PRM

**Bowthruster**

hydraulic 230 Kgf

**Sternthruster**

hydraulic 230 Kgf

**Exhaust**

watercooled

**Thrust bearing**

Python Drive replaced 2017

**Propeller type**

fixed

**Propeller blades**

4

**Propeller shaft material**

stainless steel

**Shaft lubrication**

water

**Electric bilge pump**

New 2016

**Electrical installation**

24/220V



# BOARNCRUISER 50 CLASSIC LINE

Generator	wet exhaust Fisher Panda 10 Kva with new battery, fuel pump and sound iso
Batteries	yes
Start battery	new 2016
Service battery	all new 2016 6
Generator battery	1
Battery charger/inverter	Mastervolt Mass 24/4000-120 (2009)
Diode battery combiners	yes
Shorepower	with cable
Extra info	new Alternator on main engine (2016), Pre filter and water separator, additional double Racor fuel filters with vacuum gauge
Extra info	new intercooler for turbo (2016), Emergency lock in fuel pipe preventing reverse/over flow of fuel
Extra info	hydraulic system checked and 2 valves replaced (2016)

## NAVIGATION

Electric compass	Raymarine ST60
Depth sounder/log	Raymarine ST60
VHF	Raymarine 240E Dualstation, Shipmate RS8300
Autopilot	Raymarine 6001+
Rudder angle indicator	On autopilot screen
Radar	2Kw 45 cm.
Plotter/GPS	inside Raymarine SL530 Inside
Radar/GPS/plotter	outside Raymarine C120
Navigation lights	yes
Searchlight	Remote controlled

## EQUIPMENT

Fixed windscreen	yes
Sprayhood	New 2015
Cockpit cover	New 2015



# BOARNCRUISER 50 CLASSIC LINE

Bimini	New 2015
Cockpit cushions	yes
Cockpit table	yes
Cockpit chairs	yes
Bathing platform	with teak grating
Boarding ladder	stainless steel
Deck shower	hot an cold water
Anchor	Danforth Stainless Steel 30 Kg
Anchor chain	40 meter, 10 mm
Windlass	Vetus with remote control
Davits	stainless steel
Davits controls	manual
Sea railing	stainless steel
Grab rail (superstructure)	yes
Railing side opening gates	yes
Wiper	3x in cockpit and 3x in saloon with washer 6x
Horn	air pressure
Fenders	yes
Mooring lines	yes
TV	new 2017, integrated in saloon furniture Samsung Flatscreen
Satellite	KVH Tracvision MZ
DVD player	en JVC Home Cinema system Pionier
Speakers in salon	yes
Clock - barometer	yes
Fire extinguisher	yes
Extinguisher in engine room	Replaced 2016
Extra info	boat has been stored inside in heated storage every winter
Extra info	Personal items are not included. A list of inventory items included in the sale will be provided as part of a purchase agreement.

## RIGGING





Extra info	yes
Extra info	yes



# BOARNCRUISER 50 CLASSIC LINE



# BOARNCRUISER 50 CLASSIC LINE



# BOARNCRUISER 50 CLASSIC LINE





# BOARNCRUISER 50 CLASSIC LINE



# BOARNCRUISER 50 CLASSIC LINE





# BOARNCRUISER 50 CLASSIC LINE



# BOARNCRUISER 50 CLASSIC LINE





# BOARNCRUISER 50 CLASSIC LINE



## BOARNCRUISER 50 CLASSIC LINE





# BOARNCRUISER 50 CLASSIC LINE




# BOARNCRUISER 50 CLASSIC LINE





## BOARNCRUISER 50 CLASSIC LINE





# BOARNCRUISER 50 CLASSIC LINE





## BOARNCRUISER 50 CLASSIC LINE




# BOARNCRUISER 50 CLASSIC LINE







## BOARNCRUISER 50 CLASSIC LINE




# BOARNCRUISER 50 CLASSIC LINE






# BOARNCRUISER 50 CLASSIC LINE



# BOARNCRUISER 50 CLASSIC LINE







# BOARNCRUISER 50 CLASSIC LINE

