



DE VALK  
YACHT BROKERS



## BOARNCRUISER 40 CLASSIC LINE



DE VALK  
YACHT BROKERS

# BOARNCRUISER 40 CLASSIC LINE

## BROKER'S COMMENTS

Very well maintained beautifully built Boarncruiser 40 Classic Line by the Dutch Shipyard Boarnstream. Fully equipped, suitable for use in all seasons. With a Perkins 148 Hp engine, bow / stern thruster and jet rudder, this yacht has excellent sailing and maneuvering characteristics. Coastal and inland waterways around and through Europe easily navigable. Spacious and atmospheric design, with plenty of storage space make long-term stay on board possible.

*Ger Bayens*

## SPECIFICATIONS

|                     |                                    |                |                                 |
|---------------------|------------------------------------|----------------|---------------------------------|
| <b>Dimensions</b>   | 12.40 x 4.35 x 1.10 (m)            | <b>Builder</b> | Jachtwerf De Boarnstream        |
| <b>Built</b>        | 2007                               | <b>Cabins</b>  | 2                               |
| <b>Material</b>     | Steel                              | <b>Berths</b>  | 6                               |
| <b>Engine(s)</b>    | 1 x Perkins - Sabre M225 T1 diesel | <b>Hp/Kw</b>   | 148.00 (hp), 108.00 (kw)        |
| <b>Asking price</b> | sold (VAT )                        | <b>Lying</b>   | elsewhere / Not at sales office |

## CONTACT

|                     |                                       |                  |                   |
|---------------------|---------------------------------------|------------------|-------------------|
| <b>Sales office</b> | De Valk Group B.V.                    | <b>Telephone</b> | +31 355829010     |
| <b>Address</b>      | Peperstraat 7<br>1411PX Naarden<br>NL | <b>E-mail</b>    | welcome@devalk.nl |

## DISCLAIMER

These particulars are given in good faith as supplied but cannot be guaranteed.



# BOARNCRUISER 40 CLASSIC LINE

## GENERAL

|                            |                              |
|----------------------------|------------------------------|
| Model                      | BOARNCRUISER 40 CLASSIC LINE |
| Type                       | motor yacht                  |
| LOA (m)                    | 12,40                        |
| Beam (m)                   | 4,35                         |
| Draft (m)                  | 1,10                         |
| Air draft (m)              | 5,70                         |
| Air draft min (m)          | 2,95                         |
| Headroom (m)               | 1,98                         |
| Year built                 | 2007                         |
| Builder                    | Jachtwerf De Boarnstream     |
| Country                    | The Netherlands              |
| Designer                   | Werner Yacht Design          |
| Displacement (t)           | 17                           |
| CE norm                    | B                            |
| Hull material              | steel                        |
| Hull colour                | blue                         |
| Hull thickness (mm)        | 10/6/5/4                     |
| Hull shape                 | multi hard chine             |
| Superstructure material    | GRP                          |
| Rubbing strake             | fender rope 120mm            |
| Deck material              | steel                        |
| Deck finish                | teak                         |
| Superstructure deck finish | non-skid paint               |
| Cockpit deck finish        | teak                         |
| Antifouling (year)         | 2019                         |
| Dorades                    | yes                          |
| Window material            | double glazing               |
| Deckhatch                  | yes                          |
| Portholes                  | aluminium                    |
| Insulation                 | rockwool                     |



# BOARNCRUISER 40 CLASSIC LINE

|                                     |                                       |
|-------------------------------------|---------------------------------------|
| <b>Mast can be lowered</b>          | hydraulic                             |
| <b>Fuel tank (litre)</b>            | stainless steel 800, 2 tanks 400 each |
| <b>Level indicator (fuel tank)</b>  | yes                                   |
| <b>Freshwater tank (litre)</b>      | stainless steel 600, 2 tanks 300 each |
| <b>Level indicator (freshwater)</b> | yes                                   |
| <b>Blackwater tank (litre)</b>      | stainless steel 250                   |
| <b>Level indicator (blackwater)</b> | yes                                   |
| <b>Blackwater tank extraction</b>   | deck extraction + uw line             |
| <b>Wheel steering</b>               | hydraulic                             |
| <b>Outside helm position</b>        | hydraulic                             |
| <b>Emergency tiller</b>             | yes                                   |
| <b>More info on hull</b>            | Nozzle rudder                         |
| <b>More info on paintwork</b>       | Awlgrip                               |
| <b>Extra info</b>                   | side door in the saloon on port side  |
| <b>Extra info</b>                   | yes                                   |

## ACCOMMODATION

|                                      |                                                                         |
|--------------------------------------|-------------------------------------------------------------------------|
| <b>Cabins</b>                        | 2                                                                       |
| <b>Berths</b>                        | 6                                                                       |
| <b>Interior</b>                      | teak                                                                    |
| <b>Layout</b>                        | two cabins, galley with dinette, saloon, shower and 2x toilet seperated |
| <b>Floor</b>                         | teak and holly                                                          |
| <b>Aft deck</b>                      | yes                                                                     |
| <b>Saloon</b>                        | yes                                                                     |
| <b>Headroom saloon (m)</b>           | 2,00                                                                    |
| <b>Heating</b>                       | central heating Ketelbinkie CV Tap                                      |
| <b>Navigation center</b>             | at wheel                                                                |
| <b>Aft Cabin</b>                     | yes                                                                     |
| <b>Dinette</b>                       | yes                                                                     |
| <b>Dinette to convert into berth</b> | 2x                                                                      |



# BOARNCRUISER 40 CLASSIC LINE

|                          |                         |
|--------------------------|-------------------------|
| Opening door to aft deck | yes                     |
| Galley                   | yes                     |
| Countertop               | Composiet               |
| Sink                     |                         |
| Cooker                   | ceramic 4-burner        |
| Microwave/oven combi     | Sharp                   |
| Fridge                   | Coolmatic 115 ltr.      |
| Hot water system         | on central heating      |
| Water pressure system    | electrical Flo Jet      |
| Owners cabin             | French bed              |
| Bed length (m)           | 2,00                    |
| Wardrobe                 | hanging and drawers     |
| Bathroom                 | en suite                |
| Toilet                   | en suite                |
| Toilet system            | electric                |
| Wash basin               | at the toilet           |
| Shower                   | separate                |
| Guest cabin 1            | v-bed                   |
| Bed length (m)           | 2,00                    |
| Wardrobe                 | hanging/drawers/shelves |
| Bathroom                 | shared                  |
| Toilet                   | shared                  |
| Toilet system            | electric                |
| Wash basin               | in the bathroom         |
| Shower                   | shared                  |
| Washing machine          | yes                     |

## MACHINERY

|               |                 |
|---------------|-----------------|
| No of engines | 1               |
| Make          | Perkins - Sabre |
| Type          | M225 TI         |



# BOARNCRUISER 40 CLASSIC LINE

|                          |                                           |
|--------------------------|-------------------------------------------|
| HP                       | 148,00                                    |
| kW                       | 108,00                                    |
| Fuel                     | diesel                                    |
| Year installed           | 2007                                      |
| Maximum speed (kn)       | 8,00                                      |
| Cruising speed (kn)      | 5,5                                       |
| Consumption (l/hr)       | 4,5                                       |
| Engine hours             | 1370                                      |
| Engine cooling system    | freshwater heat exchanger                 |
| Drive                    | shaft                                     |
| Shaft seal               | yes                                       |
| Engine controls          | electrical                                |
| Gearbox                  | hydraulic PRM 500P                        |
| Bowthruster              | hydraulic                                 |
| Sternthruster            | hydraulic                                 |
| Thrust bearing           | yes                                       |
| Propeller type           | fixed                                     |
| Propeller blades         | 4                                         |
| Propeller shaft material | stainless steel                           |
| Shaft lubrication        | water                                     |
| Manual bilge pump        | yes                                       |
| Electric bilge pump      | yes                                       |
| Electrical installation  | 230/24/12V                                |
| Generator                | silent separator Fisher Panda AGT 6000 24 |
| Running hours generator  | 280                                       |
| Batteries                | 11                                        |
| Start battery            | 2x 120 Ah                                 |
| Service battery          | 8x 225 Ah                                 |
| Generator battery        | 1x 55 Ah                                  |
| Battery monitor          | yes                                       |
| Battery charger/inverter | Victron 3x 3000W                          |
| Shorepower               | with cable                                |



## NAVIGATION

|                        |                                               |
|------------------------|-----------------------------------------------|
| Electric compass       | Raymarine                                     |
| Depth sounder          | Raymarine ST60                                |
| Depth sounder/log      | Raymarine ST60                                |
| Windset                | Raymarine ST60                                |
| VHF                    | Raymarine 240E                                |
| Autopilot              | with wireless remote control Raymarine ST7003 |
| Rudder angle indicator | On Autopilot                                  |
| GPS                    | Furuno GP32                                   |
| Radar/GPS/plotter      | Raymarine E120                                |
| Electronic chart(s)    | Navionics (2013)                              |
| Searchlight            | yes                                           |

## EQUIPMENT

|                            |                                         |
|----------------------------|-----------------------------------------|
| Fixed windscreen           | yes                                     |
| Sprayhood                  | yes                                     |
| Cockpit cover              | yes                                     |
| Cockpit cushions           | yes                                     |
| Cockpit chairs             | yes                                     |
| Bathing platform           | yes                                     |
| Boarding ladder            | stainless steel                         |
| Anchor                     | Brittany 45 Kg                          |
| Anchor chain               | 30 mtr / 10 mm                          |
| Windlass                   | hydraulic Incl. wireless remote control |
| Davits                     | stainless steel                         |
| Davits controls            | manual                                  |
| Sea railing                | stainless steel                         |
| Grab rail (superstructure) | yes                                     |
| Railing side opening gates | yes                                     |
| Pushpit                    | yes                                     |
| Pulpit                     | yes                                     |



# BOARNCRUISER 40 CLASSIC LINE

|                             |                                |
|-----------------------------|--------------------------------|
| Wiper                       | 3x                             |
| Horn                        | air pressure                   |
| Fenders                     | yes                            |
| Mooring lines               | yes                            |
| TV                          | LCD                            |
| Radio-cd player             | yes                            |
| Cockpit speakers            | at the wheel                   |
| Speakers in salon           | yes                            |
| Speakers in cabin           | at dinette                     |
| Fire extinguisher           | 2x                             |
| Latest extinguisher survey  | 2017                           |
| Extinguisher in engine room | yes                            |
| Extra info                  | watertight door to engine room |

## RIGGING

|                      |                         |
|----------------------|-------------------------|
| Rigging              | yes                     |
| Standing rigging     | wire                    |
| Material mast        | aluminium White painted |
| Spreaders            | yes                     |
| Mast lowering system | hydraulic               |





# BOARNCRUISER 40 CLASSIC LINE



# BOARNCRUISER 40 CLASSIC LINE





# BOARNCRUISER 40 CLASSIC LINE



# BOARNCRUISER 40 CLASSIC LINE






# BOARNCRUISER 40 CLASSIC LINE



## BOARNCRUISER 40 CLASSIC LINE





# BOARNCRUISER 40 CLASSIC LINE



## BOARNCRUISER 40 CLASSIC LINE





## BOARNCRUISER 40 CLASSIC LINE



# BOARNCRUISER 40 CLASSIC LINE





# BOARNCRUISER 40 CLASSIC LINE



# BOARNCRUISER 40 CLASSIC LINE






## BOARNCRUISER 40 CLASSIC LINE



## BOARNCRUISER 40 CLASSIC LINE





# BOARNCRUISER 40 CLASSIC LINE




## BOARNCRUISER 40 CLASSIC LINE





# BOARNCRUISER 40 CLASSIC LINE



# BOARNCRUISER 40 CLASSIC LINE

