



DE VALK  
YACHT BROKERS



## DANISH ROSE 42



DE VALK  
YACHT BROKERS

## BROKER'S COMMENTS

This tough and seaworthy Danish Rose 42 is fully equipped by her experienced owners to take you around in comfort and safety, with her double steering position and well protected decksaloon. With her big capacity tanks, own generator and water maker, this Danish Rose 42 is ready to explore the oceans and to discover the world.

*Tjerk Bouma*

## SPECIFICATIONS

<b>Dimensions</b>	14.50 x 4.10 x 2.10 (m)	<b>Builder</b>	Viveen Jachtbouw Ossenzijl
<b>Built</b>	1992	<b>Cabins</b>	2
<b>Material</b>	Steel	<b>Berths</b>	7
<b>Engine(s)</b>	1 x Nanni 6280HE-622000 diesel	<b>Hp/Kw</b>	65.00 (hp), 47.78 (kw)
<b>Asking price</b>	sold (VAT )	<b>Lying</b>	contact Hindeloopen

## CONTACT

<b>Sales office</b>	De Valk Hindeloopen B.V.	<b>Telephone</b>	+31 514 52 40 00
<b>Address</b>	Oosterstrand 1 8713 JS Hindeloopen NL	<b>E-mail</b>	hindeloopen@devalk.nl

## DISCLAIMER

These particulars are given in good faith as supplied but cannot be guaranteed.



## GENERAL

Model	DANISH ROSE 42
Type	sailing yacht
LOA (m)	14,50
Beam (m)	4,10
Draft (m)	2,10
Air draft (m)	21,00
Headroom (m)	2,00
Year built	1992
Launched	1997
Builder	Viveen Jachtbouw Ossenzijl
Country	The Netherlands
Designer	Martin Bekebrede
Displacement (t)	22
Ballast (tonnes)	5.5
Gross tonnage	18,0
Net tonnage	16,0
Hull material	steel
Hull colour	blue
Hull thickness (mm)	2011 - Thickness 6 mm, sanded and multiple layers of paint
Hull shape	multi hard chine
Keel type	long keel
Superstructure material	steel 2015 - Painted professional: 3 layers primer and 3 layers paint
Deck material	steel 2015 - Painted professional: 3 layers primer and 3 layers paint
Deck finish	non-skid paint 2015 - 2 layers Awlgrip
Superstructure deck finish	teak 2015 - sanded and new caulking
Cockpit deck finish	teak 2015
Antifouling (year)	2017 (Jotun Seaforce 90)
Dorades	2x
Window frame	aluminium



Deckhatch	2x Large Lewmar opening deckhatches
Portholes	4x
Insulation	Above waterline
Radar arch	Radar / antenna pole
Fuel tank (litre)	steel 800
Fuel daytank (litre)	50
Freshwater tank (litre)	stainless steel 1.000
Greywater tank (litre)	polyethylene 250
Wheel steering	cable steering Solimar (Dolphin 502)
Inside helm position	yes

## ACCOMMODATION

Cabins	2
Berths	7
Interior	teak
Floor	teak and holly
Deck saloon	With safety glas
Saloon	yes
Headroom saloon (m)	Saloon: 2,05 / Deck Saloon: 2,01
Heating	diesel ducted hot air Webasto Thermo 90S
Heating 2	diesel ducted hot air Kabola, old Dutch
Navigation center	yes
Chart table	yes
Dinette	yes
Dinette to convert into berth	2 person
Galley	yes
Sink	2x
Cooker	electric 2009 - 4 burner (Alpex Inox 3.500 Watt)
Oven	yes
Fridge	Waeco Coolmatic, combined with freezer appr. 50 liters. Frigoboat, combined with freezer appr. 50 liters.



Hot water system	Barco, capacity 80 L.
Owners cabin	double bed Bow, 2003 refit
Bed length (m)	2,10
Wardrobe	hanging and shelves Both sides
Bathroom	shared
Toilet	shared
Toilet system	electric Rheinstrom (24V)
Wash basin	in the bathroom Mixer tap
Shower	shared Thermostat tap
Guest cabin 1	double bed + single bed Stern
Wardrobe	hanging and shelves 2
Washing machine/dryer combi	Eumenia (Sparmeister 802), 2.200 Watt

## MACHINERY

No of engines	1
Make	Nanni
Type	6280HE-622000
HP	65,00
kW	47,78
Fuel	diesel
Year installed	1992
Cruising speed (kn)	6
Consumption (l/hr)	3-4 liters per hour
Engine hours	6.000
Engine cooling system	freshwater heat exchanger
Drive	shaft
Engine controls	bowden cable
Gearbox	Hurth HBW 250 3R with flexible coupling
Bowthruster	electric Vetus (3-blade)
Propeller type	fixed
Propeller blades	3



<b>Propeller shaft material</b>	stainless steel 2003 (Nanni)
<b>Shaft lubrication</b>	grease
<b>Manual bilge pump</b>	Whale Gusher
<b>Electric bilge pump</b>	2009 - Jabsco
<b>Generator</b>	24V Fisher panda (AGT4000 90 Ah) - 2009
<b>Running hours generator</b>	2.000
<b>Start battery</b>	2016 - Varta 110 Amp
<b>Service battery</b>	2015 - 6x Mastervolt (200 Amp)
<b>Generator battery</b>	2017 (45 Amp)
<b>Inverter</b>	Mastervolt 12V-24V (4.000 Watt) - 2008
<b>Battery charger/inverter</b>	Mastervolt 3 x 2 12V gel
<b>Shorepower</b>	with cable Mastervolt 220V AC controlpanel
<b>Watermaker</b>	2008 - Schenker, capacity 35 L/h. Membranes replaced in 2013. Hydrofoor (Johnson 1,1 bar) for the waterpressure.
<b>Extra info</b>	Flexibel shaft (2012), Aquadrive CVA (14000 series)
<b>Extra info</b>	2013 engine mountings renewed. 2015 flexible coupling renewed.
<b>Extra info</b>	Multiple electrical systems: 12V, 24V and 220V possible.

## NAVIGATION

<b>Compass</b>	Vetus (SN 4459)
<b>Depth sounder</b>	Autohelm ST80
<b>Log</b>	Autohelm ST80
<b>Windset</b>	Raymarine I60 - 2012
<b>Repeater</b>	Multiview I70 - 2012
<b>VHF</b>	ICOM M505 - 2007 and Shipmate RS8300
<b>Autopilot</b>	Raymarine Autohelm 100/300 (hydraulic)
<b>Wind vane steering install.</b>	Windpilot Pacific Plus II with own rudder / 2011
<b>Radar</b>	Radar Furuno 1721 Mark2
<b>GPS</b>	Raymarine - 2005
<b>Navtex</b>	Navtex ICS4
<b>Electronic chart(s)</b>	Electronic seacharts CM93



<b>AIS transponder</b>	Raymarine AIS 650 - 2014
<b>Radio receiver</b>	ICOM IC718 with pactor modem - 2007
<b>EPIRB</b>	Simrad with GPS
<b>Navigation lights</b>	Navigation lights, masthead light, anchorlight, steaming light, sternlight and 2 deck lights. All lights are LED, except stern and steaming light.
<b>Searchlight</b>	1996 - ITT Jabsco (62042-4006), 24V
<b>Extra info</b>	NMEA interfase for electronic seacharts

## EQUIPMENT

<b>Winter cover</b>	yes
<b>Boarding ladder</b>	stainless steel Fixed staircase to sb hull
<b>Anchor</b>	Bruce 20 kg
<b>Anchor chain</b>	90 meter chain (10 mm), anchor roll renewed in 2017.
<b>Anchor 2</b>	Fortress FX-37
<b>Anchor chain</b>	50 meter lead line
<b>Windlass</b>	electrical 2011- Lowfrans 1500 Watt
<b>Dinghy</b>	inflatable 2003 - Aqua Dutch
<b>Outboard</b>	2010 - Yamaha 5 bhp
<b>Outboard support</b>	yes
<b>Sea railing</b>	stainless steel
<b>Grab rail (superstructure)</b>	stainless steel
<b>Railing side opening gates</b>	2x
<b>Pulpit</b>	yes
<b>Life raft (pers)</b>	Plastima liferaft Transocean (4 persons)
<b>Lifejackets</b>	Secumar
<b>Lifebuoy</b>	yes
<b>Safety lines on deck</b>	On deck and 3 points in cockpit
<b>Horn</b>	electric
<b>Fenders</b>	5 inflatable, 4 bigger solid and multiple smaller ones.
<b>Mooring lines</b>	4 mooring ropes (20 m) and reserve ones incl. other ropes.
<b>Spare parts</b>	A list of spare parts is available.



Radio-cd player	Sony
Speakers in salon	2x
Fire extinguisher	2x foam & fire blanket in galley
Extinguisher in engine room	Temperature controlled inert gas extinguisher.
Extra info	Sevaral types of flares
Extra info	Meters for engine voltage, temp., oilpressure, revs and hours.
Extra info	Stainless steel antennecarrier on the aft deck for o.a the radar

## RIGGING

Rigging	sloop-cutter
Standing rigging	Dyform 6-8 mm. Forstay renewed 2012. Cutterstay renewed 2009.
Brand mast	Brasker Deck stepped
Material mast	aluminium Color: off white
Spreaders	2
Mainsail	2008 (material Hydranet)
Stoway mast	yes
Jib	2008 - (material Hydranet) on BAMAR furling system
Genoa furler	yes
Gennaker	yes
Yankee	2008 (material Hydranet) on BAMAR furling system
Stormjib	2008 - Never used, never needed.
Reefing System	main in-mast furling
Backstay adjuster	mechanical
Boomvang	tackle
Primary sheet winch	2 Lewmar type 40 / 2 speed selftailing
Genoa sheetwinches	2x Lewmar type 50 / 2 speed selftailing
Halyard winches	2x type 30 / 2 speed selftailing
Spi-pole	aluminium BAMAR (stowed to the mast)
Isolated backstay	2007
Extra info	All the old sails are available and has been used as spare sails





## DANISH ROSE 42




## DANISH ROSE 42





## DANISH ROSE 42



## DANISH ROSE 42





## DANISH ROSE 42







## DANISH ROSE 42











## DANISH ROSE 42






## DANISH ROSE 42




# DANISH ROSE 42





## DANISH ROSE 42




## DANISH ROSE 42






## DANISH ROSE 42



## DANISH ROSE 42





## DANISH ROSE 42

