



DEHLER 31

BROKER'S COMMENTS

Very successful and performing cruising yacht from Dehler. Easy to handle with her Dehler Main-Drop System, she is in a good condition. Hull survey available.

Pieter Bosma

SPECIFICATIONS

Dimensions	9.40 x 3.05 x 1.50 (m)	Builder	Dehler Yachtbau GMBH
Built	1988	Cabins	2
Material	GRP	Berths	6
Engine(s)	1 x Yanmar 2GM20 diesel	Hp/Kw	18.00 (hp), 13.23 (kw)
Asking price	sold (VAT)	Lying	at sales office

CONTACT

Sales office	De Valk Sneek	Telephone	+31 (0)515 42 80 30
Address	Zwolsmanweg 7 8606 KC Sneek NL	E-mail	sneek@devalk.nl

DISCLAIMER

These particulars are given in good faith as supplied but cannot be guaranteed.



GENERAL

Model	DEHLER 31
Type	sailing yacht
LOA (m)	9,40
LWL (m)	8,10
Beam (m)	3,05
Draft (m)	1,50
Air draft (m)	14,20
Headroom (m)	1,85
Year built	1988
Builder	Dehler Yachtbau GMBH
Country	Germany
Designer	E.G. van der Stadt
Displacement (t)	3,5
Ballast (tonnes)	1,4
CE norm	NA
Hull material	GRP
Hull colour	white
Hull shape	round-bilged
Keel type	fin keel
Superstructure material	GRP
Rubbing strake	aluminum
Deck material	GRP
Deck finish	TBS non-skid profile mats
Cockpit deck finish	TBS non-skid profile mats Teak bunks
Antifouling (year)	2017
Window frame	aluminium
Window material	perspex
Deckhatch	yes
Fuel tank (litre)	stainless steel 60
Level indicator (fuel tank)	yes



Freshwater tank (litre)	polyethylene 90
Wheel steering	mechanical
Emergency tiller	yes

ACCOMMODATION

Cabins	2
Berths	6
Interior	mahogany
Floor	teak and holly
Open cockpit	yes
Saloon	yes
Headroom saloon (m)	1,80
Heating	diesel ducted hot air Eberspracher D3L
Chart table	yes
Aft Cabin	yes
Galley	yes
Countertop	wood
Sink	stainless steel Double
Cooker	calor gas 3 burner
Oven	yes
Fridge	yes
Water pressure system	electrical
Crockery	yes
Owners cabin	double bed
Bed length (m)	2,00
Wardrobe	hanging and shelves
Bathroom	yes
Toilet	separate
Toilet system	manual Jabsco
Wash basin	at the toilet
Guest cabin 2	v-bed



Bed length (m)	2,00
Wardrobe	shelves

MACHINERY

No of engines	1
Make	Yanmar
Type	2GM20
HP	18,00
kW	13,23
Fuel	diesel
Year installed	1988
Maximum speed (kn)	7,00
Cruising speed (kn)	5,00
Consumption (l/hr)	1,5
Engine hours	4236
Engine cooling system	seawater
Drive	shaft
Shaft seal	Volvo
Engine controls	bowden cable
Gearbox	mechanical
Exhaust	watercooled
Propeller type	feathering
Propeller blades	2
Propeller shaft material	stainless steel
Shaft lubrication	water
Manual bilge pump	yes
Electrical installation	yes
Batteries	yes
Start battery	1x
Service battery	1x
Battery charger	yes



Shorepower with cable

NAVIGATION

Compass	Silva
Depth sounder	Silva 3200
Log	Silva 2200
Windset	Silva 400
VHF	Shipmate RS8300
Autopilot	Autohelm ST4000
Plotter/GPS	Lowrance HDS5M
Navigation lights	yes

EQUIPMENT

Sprayhood	yes
Cockpit cover	yes
Cockpit table	yes
Boarding ladder	stainless steel
Sea railing	wire
Grab rail (superstructure)	aluminium
Pushpit	yes
Pulpit	yes
Life raft	container
Life raft (pers)	4
Last life raft survey	1998 needs inspection
Danbuoy	yes
Radar reflector	yes
Fenders	yes
Mooring lines	yes
Radio-cd player	Medion
Clock - barometer	VDO



RIGGING

Rigging	sloop
Standing rigging	wire
Brand mast	Dehler
Material mast	aluminium
Spreaders	yes
Mainsail cover	Lazy Jacks
Fully battened mainsail	yes
Jib	yes
Genoa	yes
Genoa furler	yes
Genoa cover	yes
Gennaker	yes
Spinnaker	yes
Stormjib	yes
Reefing System	quick-one-line-reefing
Backstay adjuster	tackle
Boomvang	tackle
Primary sheet winch	2x Lewmar ST30
Halyard winches	2x Lewmar 16
Spi-pole	aluminium
Jockey-pole	aluminium



DEHLER 31



DEHLER 31



DEHLER 31



DEHLER 31




DEHLER 31



DEHLER 31



DEHLER 31





DEHLER 31




DEHLER 31



DEHLER 31







DEHLER 31

