



## BOARNCRUISER 365 NEW LINE

# BOARNCRUISER 365 NEW LINE

## BROKER'S COMMENTS

This very well maintained Boarncruiser 365 New Line "Belle" is built with a nice practical layout. She has a spacious owner's cabin with separate shower and toilet, spacious and cozy saloon and a toilet with sink at the front cabin. She is equipped with Webasto heating, electric windlass with remote control, Deutz 140 hp. diesel engine and a 99 kgf electric bow- and stern thruster. If you want to view this nice Boarncruiser 365 New Line, you can visit her in our covered sales marina in Sneek.

*Peter Spruyt*

## SPECIFICATIONS

<b>Dimensions</b>	10.80 x 3.80 x 1.00 (m)	<b>Builder</b>	De Boarnstream
<b>Built</b>	2011	<b>Cabins</b>	2
<b>Material</b>	Steel	<b>Berths</b>	6
<b>Engine(s)</b>	1 x Vetus Deutz DTA 44452A diesel	<b>Hp/Kw</b>	140.00 (hp), 102.90 (kw)
<b>Asking price</b>	sold (VAT )	<b>Lying</b>	at sales office

## CONTACT

<b>Sales office</b>	De Valk Sneek	<b>Telephone</b>	+31 (0)515 42 80 30
<b>Address</b>	Zwolsmanweg 7 8606 KC Sneek NL	<b>E-mail</b>	sneek@devalk.nl

## DISCLAIMER

These particulars are given in good faith as supplied but cannot be guaranteed.



# BOARNCRUISER 365 NEW LINE

## GENERAL

Model	BOARNCRUISER 365 NEW LINE
Type	motor yacht
LOA (m)	10,80
Beam (m)	3,80
Draft (m)	1,00
Air draft (m)	4,25
Air draft min (m)	2,75
Headroom (m)	1,90
Year built	2011
Builder	De Boarnstream
Country	The Netherlands
Designer	De Boarnstream
Displacement (t)	9
CE norm	C
Hull material	steel
Hull colour	off-white
Hull shape	hard chine
Keel type	long keel
Superstructure material	steel
Rubbing strake	plastic
Deck material	steel
Deck finish	synthetic teak
Superstructure deck finish	paint
Cockpit deck finish	paint
Window frame	aluminium
Window material	glass
Portholes	aluminium
Insulation	rockwool
Radar arch	collapsible
Fuel tank (litre)	steel 400 ltr



# BOARNCRUISER 365 NEW LINE

Level indicator (fuel tank)	yes
Freshwater tank (litre)	stainless steel 400 ltr
Level indicator (freshwater)	yes
Blackwater tank (litre)	stainless steel 250 ltr
Wheel steering	hydraulic
Outside helm position	hydraulic

## ACCOMMODATION

Cabins	2
Berths	6
Interior	mahogany
Floor	carpet
Aft deck	yes
Deck saloon	yes
Headroom saloon (m)	1,90
Heating	diesel ducted hot air Webasto 3,5 Kw
Aft Cabin	yes
Dinette	yes
Dinette to convert into berth	yes
Opening door to aft deck	yes
Galley	yes
Countertop	Duropol
Sink	stainless steel
Cooker	calor gas 3 Burner
Extractor	Dometic
Gas alarm	yes
Microwave/oven combi	Samsung
Fridge	110 ltr Coolmatic
Freezer	as part of the fridge
Hot water system	220V + engine Boiler
Water pressure system	electrical



# BOARNCRUISER 365 NEW LINE

Owners cabin	French bed
Bed length (m)	2 mtr
Wardrobe	hanging and drawers
Toilet	en suite
Toilet system	electric
Wash basin	at the toilet
Shower	en suite
Guest cabin 1	v-bed
Bed length (m)	2 mtr
Wardrobe	hanging and drawers
Toilet	en suite
Toilet system	electric
Wash basin	at the toilet

## MACHINERY

No of engines	1
Make	Vetus Deutz
Type	DTA 44452A
HP	140,00
kW	102,90
Fuel	diesel
Year installed	2011
Maximum speed (kn)	9,2 KN
Engine hours	858
Engine cooling system	freshwater heat exchanger
Drive	shaft
Shaft seal	yes
Engine controls	bowden cable
Gearbox	hydraulic Hurth ZF
Bowthruster	electric
Sternthruster	electric



# BOARNCRUISER 365 NEW LINE

Exhaust	watercooled
Thrust bearing	yes
Propeller type	fixed
Propeller blades	4
Propeller shaft material	stainless steel
Shaft lubrication	water
Manual bilge pump	yes
Electric bilge pump	yes
Electrical installation	12/220 V
Batteries	yes
Start battery	1 x 145 Amp
Service battery	3 x 145 Amp
Battery monitor	Victron Phoenix Multicontrol
Battery charger/inverter	Victron Combi 12/1600/70
Shorepower	with cable

## NAVIGATION

Depth sounder/log	Raymarine ST60+
VHF	Raymarine Ray 49E
Rudder angle indicator	Raymarine ST60+
Plotter	Raymarine C80
Navigation lights	yes

## EQUIPMENT

Sprayhood	yes
Cockpit cover	yes
Bathing platform	yes
Boarding ladder	stainless steel
Deck shower	yes
Anchor	Pool
Anchor chain	yes



# BOARNCRUISER 365 NEW LINE

Windlass	electrical With Remote control
Deck wash	yes
Sea railing	stainless steel
Railing side opening gates	4 x
Wiper	3 x
Horn	electric
Fenders	yes
Mooring lines	yes
TV	Alphatronics
Satellite	Oyster Sat-Dom
Radio-cd player	JVC
Speakers in salon	yes
Fire extinguisher	yes



# BOARNCRUISER 365 NEW LINE





# BOARNCRUISER 365 NEW LINE



# BOARNCRUISER 365 NEW LINE





# BOARNCRUISER 365 NEW LINE





# BOARNCRUISER 365 NEW LINE





# BOARNCRUISER 365 NEW LINE







# BOARNCRUISER 365 NEW LINE



# BOARNCRUISER 365 NEW LINE





# BOARNCRUISER 365 NEW LINE



# BOARNCRUISER 365 NEW LINE





# BOARNCRUISER 365 NEW LINE




# BOARNCRUISER 365 NEW LINE









# BOARNCRUISER 365 NEW LINE

