



NIMBUS 42 NOVA

NIMBUS 42 NOVA

BROKER'S COMMENTS

This Nimbus 42 Nova with an hydraulic lowerable bathing/dinghy platform is well maintained and very well equipped. She has two Volvo D6 diesel engines, Sidepower electric bow thruster, 6 kW diesel generator, airconditioning and a full navigation package. This Nimbus 42 Nova looks good with her dark blue hull in combination with the teak decks. She offers three cabins, two bathrooms with shower and electric toilets. Come now to our covered sales marina in Sneek an see this Nimbus 42 Nova with your own eyes!

Arne Doodeman

SPECIFICATIONS

Dimensions	12.50 x 3.95 x 1.05 (m)	Builder	Storebro Bruks AB
Built	2008	Cabins	3
Material	GRP	Berths	6
Engine(s)	2 x Volvo Penta D6-370 I-B-BT diesel	Hp/Kw	2 x 370.00 (hp), 271.95 (kw)
Asking price	sold (VAT)	Lying	at sales office

CONTACT

Sales office	De Valk Sneek	Telephone	+31 (0)515 42 80 30
Address	Zwolsmanweg 7 8606 KC Sneek NL	E-mail	sneek@devalk.nl

DISCLAIMER

These particulars are given in good faith as supplied but cannot be guaranteed.



NIMBUS 42 NOVA

GENERAL

Model	NIMBUS 42 NOVA
Type	motor yacht
LOA (m)	12,50
Beam (m)	3,95
Draft (m)	1,05
Air draft (m)	3,95
Air draft min (m)	2,75
Headroom (m)	2,00
Year built	2008
Builder	Storebro Bruks AB
Country	Norway
Designer	Pelle Petterson
Displacement (t)	8,5
CE norm	B
Hull material	GRP
Hull colour	blue
Hull shape	deep-V
Superstructure material	GRP
Rubbing strake	rubber
Deck material	GRP
Deck finish	teak
Cockpit deck finish	teak
Antifouling (year)	2018
Window frame	aluminium
Window material	glass
Deckhatch	yes
Portholes	stainless steel
Radar arch	yes
Fuel tank (litre)	stainless steel 940 l.
Level indicator (fuel tank)	yes



Freshwater tank (litre)	polyethylene 400 l.
Blackwater tank (litre)	polyethylene 120 l.
Level indicator (blackwater)	warning light for full tank
Blackwater tank extraction	deck extraction + pump
Wheel steering	hydraulic
Inside helm position	yes
More info on hull	underwater ship completely overhauled

ACCOMMODATION

Cabins	3
Berths	6
Interior	mahogany
Floor	teak and holly
Open cockpit	yes
Deck saloon	yes
Headroom saloon (m)	2.00 m.
Sliding roof	electric
Air-conditioning	single cycle airco Webasto Compact BlueCool
Chart table	yes
Dinette	yes
Sliding door to cockpit	stainless steel
Galley	yes
Countertop	wood
Sink	stainless steel
Cooker	calor gas Eno 2-burner
Oven	yes
Fridge	with small freezer compartment Isotherm
Hot water system	220V Boiler 22 l.
Water pressure system	electrical
Crockery	yes
Owners cabin	French bed



NIMBUS 42 NOVA

Bed length (m)	2.00 m.
Wardrobe	hanging/drawers/shelves
Bathroom	en suite
Toilet	en suite
Toilet system	electric Johnson
Wash basin	in the bathroom
Shower	en suite
Guest cabin 1	twin single
Bed length (m)	2.00 m.
Wardrobe	shelves
Bathroom	shared
Toilet	shared
Toilet system	electric Johnson
Wash basin	in the bathroom
Shower	yes
Guest cabin 2	double bed
Bed length (m)	2.00 m.
Wardrobe	shelves
Bathroom	shared
Extra info	cockpit lights
Extra info	side door next to helm seat

MACHINERY

No of engines	2
Make	Volvo Penta
Type	D6-370 I-B-BT
HP	370,00
kW	271,95
Fuel	diesel
Year installed	2008
Engine hours	436



NIMBUS 42 NOVA

Engine cooling system	freshwater heat exchanger
Drive	V-drive
Shaft seal	yes
Engine controls	electrical
Gearbox	hydraulic HS80 IVE 2,01
Bowthruster	electric Sidepower
Exhaust	watercooled
Propeller type	fixed Teignbridge
Propeller blades	4-bladed 22x27
Propeller shaft material	stainless steel
Shaft lubrication	water
Electric bilge pump	yes
Electrical installation	12/220 Volt
Generator	silent separator Fisher Panda 6000i
Running hours generator	57,6
Batteries	yes
Start battery	2x 75 Ah
Service battery	8x 75 Ah
Battery monitor	Mastervolt BTM III
Battery charger	yes
Inverter	Panda PMGi 6000 inverter 6kW 230V/50Hz
Shorepower	with cable
Trimtabs	yes

NAVIGATION

Compass	Silva 1000
Depth sounder	yes
Log	yes
VHF	Raymarine Ray 240E
Autopilot	Raymarine ST6002 smartpilot
Rudder angle indicator	In autopilot



Radar/GPS/plotter	Raymarine C120
Navtex	Furuno NX300
Electronis chart(s)	yes
Navigation lights	yes

EQUIPMENT

Cockpit cover	yes
Bimini	yes
Cockpit cushions	yes
Cockpit table	yes
Bathing platform	hydraulic lowerable
Boarding ladder	stainless steel
Transom door	yes
Deck shower	yes
Anchor	CQR Plough
Anchor chain	40 m.
Windlass	electrical
Outboard support	yes
Davits	Dinghy can be lifted by the bathing platform
Sea railing	stainless steel
Grab rail (superstructure)	stainless steel
Life raft	container Zodiac
Last life raft survey	needs inspection
Wiper	parallel arms and window spray 3x
Window heating	yes
Horn	electric
Fenders	yes
Mooring lines	yes
Cockpit speakers	yes
Speakers in salon	yes
Fire extinguisher	yes



Auto extinguisher system

yes



NIMBUS 42 NOVA



NIMBUS 42 NOVA



NIMBUS 42 NOVA



NIMBUS 42 NOVA




NIMBUS 42 NOVA



NIMBUS 42 NOVA



NIMBUS 42 NOVA



NIMBUS 42 NOVA



NIMBUS 42 NOVA



NIMBUS 42 NOVA



NIMBUS 42 NOVA



NIMBUS 42 NOVA




NIMBUS 42 NOVA




NIMBUS 42 NOVA



NIMBUS 42 NOVA



NIMBUS 42 NOVA



NIMBUS 42 NOVA

