



REGO STANDARD 39

REGO STANDARD 39

BROKER'S COMMENTS

Rego Standard 39 "Iisfugel" is built at the Rego Watersport BV Shipyard in 2008. She is equipped with i.a. a transom door, large cockpit, owners cabin with French berth, separate toilet and shower and a guest cabin with double bed. Are you looking for a steel motor yacht with open cockpit and two cabins? Come over to our sales marina in Sneek to view this well maintained Rego Standard 39.

Arne Doodeman

SPECIFICATIONS

| | | | |
|---------------------|---------------------------|----------------|------------------------|
| Dimensions | 11.80 x 4.30 x 1.00 (m) | Builder | Rego Watersport B.V. |
| Built | 2008 | Cabins | 2 |
| Material | Steel | Berths | 4 |
| Engine(s) | 1 x Yanmar 4JH4-TE diesel | Hp/Kw | 75.00 (hp), 55.13 (kw) |
| Asking price | sold (VAT) | Lying | at sales office |

CONTACT

| | | | |
|---------------------|--------------------------------------|------------------|---------------------|
| Sales office | De Valk Sneek | Telephone | +31 (0)515 42 80 30 |
| Address | Zwolsmanweg 7 8606 KC Sneek NL | E-mail | sneek@devalk.nl |

DISCLAIMER

These particulars are given in good faith as supplied but cannot be guaranteed.



GENERAL

| | |
|----------------------------|----------------------|
| Model | REGO STANDARD 39 |
| Type | motor yacht |
| LOA (m) | 11,80 |
| LWL (m) | 10,80 |
| Beam (m) | 4,30 |
| Draft (m) | 1,00 |
| Air draft min (m) | 2,35 |
| Year built | 2008 |
| Launched | 06-2008 |
| Builder | Rego Watersport B.V. |
| Country | The Netherlands |
| Designer | Ing. L. Huitema |
| Displacement (t) | 15 |
| CE norm | C |
| Hull material | steel |
| Hull colour | blue |
| Hull thickness (mm) | 5 mm |
| Hull shape | multi hard chine |
| Superstructure material | steel |
| Superstructure (mm) | 4 mm |
| Rubbing strake | rubber |
| Deck material | steel |
| Deck finish | non-skid paint |
| Superstructure deck finish | paint |
| Cockpit deck finish | teak |
| Antifouling (year) | 10-2018 & 6x anode |
| Window frame | aluminium Hora |
| Window material | double glazing |
| Deckhatch | 1x Bofor |
| Portholes | cupper chromed 6x |



| | |
|-------------------------------------|-------------------------------|
| Mast can be lowered | electric Stainless steel mast |
| Fuel tank (litre) | steel 500 l. |
| Level indicator (fuel tank) | Vetus |
| Fuel daytank (litre) | steel 50 l. |
| Freshwater tank (litre) | polyethylene 390 l. |
| Level indicator (freshwater) | Vetus |
| Blackwater tank (litre) | 100 l. |
| Level indicator (blackwater) | Tankwatch 4 |
| Wheel steering | hydraulic |
| Inside helm position | yes |
| More info on paintwork | 2-components De IJssel |

ACCOMMODATION

| | |
|--------------------------------|-------------------------|
| Cabins | 2 |
| Berths | 4 |
| Interior | teak |
| Floor | teak |
| Open cockpit | yes |
| Saloon | yes |
| Sliding roof | yes |
| Heating | central heating Webasto |
| Opening door to cockpit | yes |
| Galley | yes |
| Countertop | yes |
| Sink | stainless steel |
| Cooker | calor gas Smev 3-burner |
| Fridge | Isothemp 130 l. |
| Hot water system | 220V + engine 40 l. |
| Water pressure system | electrical |
| Owners cabin | French bed |
| Wardrobe | shelves |



| | |
|---------------|---------------|
| Toilet | separate |
| Toilet system | electric |
| Wash basin | at the toilet |
| Shower | separate |
| Guest cabin 1 | double bed |
| Wardrobe | shelves |

MACHINERY

| | |
|--------------------------|---------------------------------------|
| No of engines | 1 |
| Make | Yanmar |
| Type | 4JH4-TE |
| HP | 75,00 |
| kW | 55,13 |
| Fuel | diesel |
| Engine hours | 1968 |
| Engine cooling system | freshwater heat exchanger |
| Drive | shaft |
| Engine controls | bowden cable |
| Gearbox | hydraulic |
| Bowthruster | electric Vetus |
| Exhaust | watercooled |
| Thrust bearing | Phyton-drive |
| Propeller type | fixed |
| Propeller blades | 4-bladed |
| Propeller shaft material | stainless steel |
| Shaft lubrication | water |
| Electric bilge pump | yes |
| Batteries | yes |
| Battery monitor | Vetus & Victron Phoenix multi control |
| Battery charger/inverter | Victron Phoenix 12/300-120 |
| Shorepower | with cable |



NAVIGATION


| | |
|-------------------|---|
| Depth sounder | (screen is defect, depth via the plotter) Navman 3100 |
| VHF | Icom IC-M601 |
| Autopilot | Navman 3100S |
| Plotter/GPS | Navmantracker 5607 |
| Navigation lights | yes |

EQUIPMENT

| | |
|----------------------------|-----------------|
| Cockpit cover | (2017) |
| Winter cover | (2016) |
| Cockpit table | yes |
| Bathing platform | yes |
| Boarding ladder | stainless steel |
| Transom door | yes |
| Deck shower | yes |
| Anchor | yes |
| Anchor chain | yes |
| Windlass | manual Lofrance |
| Sea railing | stainless steel |
| Grab rail (superstructure) | stainless steel |
| Wiper | 3x |
| Horn | yes |
| Fenders | yes |
| Mooring lines | yes |
| TV | Finlux |
| Radio-cd player | JVC |
| Fire extinguisher | yes |



REGO STANDARD 39



REGO STANDARD 39




REGO STANDARD 39



REGO STANDARD 39



REGO STANDARD 39



REGO STANDARD 39






REGO STANDARD 39



REGO STANDARD 39



REGO STANDARD 39



REGO STANDARD 39

