



LINSSEN GRAND STURDY 430 AC TWIN

LINSSSEN GRAND STURDY 430 AC TWIN

BROKER'S COMMENTS

Linssen Grand Sturdy 43 AC twin "Balu" is very well maintained and updated by her thurd owner. This steel motor yacht is equipped with two Volvo Penta diesel engines, electric bow- and stern thruster, Eberspächer central heating, generator, new navigation equipment etc. and is very suitable for a longer stay on board. "Balu" is ready to go and you are very welcome to make an appointment to view this beautiful Linssen Grand Sturdy 43 AC twin in our covered sales hall in Sneek.

Peter Spruyt

SPECIFICATIONS

Dimensions	13.17 x 4.31 x 1.23 (m)	Builder	Linssen Yachts
Built	2004	Cabins	2
Material	Steel	Berths	6
Engine(s)	2 x Volvo Penta TAMD 41H diesel	Hp/Kw	2 x 145.00 (hp), 106.58 (kw)
Asking price	sold (VAT)	Lying	at sales office

CONTACT

Sales office	De Valk Sneek	Telephone	+31 (0)515 42 80 30
Address	Zwolsmanweg 7 8606 KC Sneek NL	E-mail	sneek@devalk.nl

DISCLAIMER

These particulars are given in good faith as supplied but cannot be guaranteed.



LINSSEN GRAND STURDY 430 AC TWIN

GENERAL

Model	LINSSEN GRAND STURDY 430 AC TWIN
Type	motor yacht
LOA (m)	13,17
Beam (m)	4,31
Draft (m)	1,23
Air draft (m)	2,95
Headroom (m)	2,00
Year built	2004
Builder	Linssen Yachts
Country	The Netherlands
Designer	Linssen Yachts
Displacement (t)	19
CE norm	B
Hull material	steel
Hull colour	black
Hull shape	multi hard chine
Superstructure material	steel
Rubbing strake	fender rope
Deck material	steel
Deck finish	teak
Superstructure deck finish	non-skid paint
Cockpit deck finish	teak
Dorades	yes
Window frame	aluminium
Window material	tempered glass
Portholes	aluminium
Mast can be lowered	hydraulic
Fuel tank (litre)	stainless steel 580 ltr
Fuel tank 2 (litre)	steel 580 ltr
Level indicator (fuel tank)	yes



LINSSEN GRAND STURDY 430 AC TWIN

Freshwater tank (litre)	polyethylene 440 ltr
Level indicator (freshwater)	yes
Blackwater tank (litre)	polyethylene 220 ltr
Level indicator (blackwater)	yes
Blackwater tank extraction	deck extraction + pump
Wheel steering	hydraulic
Inside helm position	yes
Outside helm position	hydraulic

ACCOMMODATION

Cabins	2
Berths	6
Interior	cherry
Floor	teak and holly
Aft deck	yes
Deck saloon	yes
Headroom saloon (m)	2 mtr
Heating	central heating Eberspächer Hydronic 10
Aft Cabin	yes
Dinette	yes
Opening door to aft deck	yes
Galley	yes
Countertop	corian
Sink	stainless steel
Cooker	ceramic 4x Siemens
Microwave	Severin
Fridge	yes
Freezer	In the fridge
Hot water system	220V + engine 55 ltr
Water pressure system	electrical
Owners cabin	French bed



LINSSEN GRAND STURDY 430 AC TWIN

Wardrobe	hanging/drawers/shelves
Toilet	separate
Toilet system	electric
Wash basin	at the toilet
Shower	separate
Guest cabin 1	bunk bed
Wardrobe	hanging and shelves
Toilet	en suite
Toilet system	electric
Wash basin	at the toilet

MACHINERY

No of engines	2
Make	Volvo Penta
Type	TAMD 41H
HP	145
kW	106,58
Fuel	diesel
Year installed	2004
Maximum speed (kn)	9
Cruising speed (kn)	7,5
Engine hours	1955
Engine cooling system	freshwater heat exchanger
Drive	shaft
Engine controls	bowden cable
Gearbox	hydraulic ZF
Bowthruster	electric Side power 12 HP + remote control
Sternthruster	electric Side power 8,4 HP +remote control
Exhaust	watercooled
Propeller type	fixed
Propeller blades	4



LINSSEN GRAND STURDY 430 AC TWIN

Propeller shaft material	stainless steel
Shaft lubrication	water
Electric bilge pump	yes
Bilge alarm	yes
Generator	wet exhaust Onan 7 KW
Start battery	6x 90 Amp Gel/ Engine, Generator, Bow/ Stern thruster, Windlass.
Service battery	4x 85 Amp gel
Battery charger	Mastervolt Mass 12/60
Inverter	Mastervolt Mass 12/2000
Shorepower	with cable

NAVIGATION

Compass	Raymarine ST60
Depth sounder	Raymarine I70 (new 2016)
Log	Raymarine I170 (new 2016)
VHF	Raymarine Ray 260 (new 2016)
Autopilot	Raymarine Evolution EV-200 & ST6001 / ACU-200 & P70R (new 2016)
Radar	Raymarine 18" 4kw HD (new 2016)
GPS	Raymarine Raystar 130 (new 2016)
Radar/GPS/plotter	Raymarine 12" ES125 (new) + Raytheon RC520
Electronic chart(s)	No
AIS receiver	Raymarine AIS650 (new 2016)
Radio receiver	Fusion MS-RA70N
Searchlight	yes
Extra info	Raymarine Airmar DST800/ Raymarine Actisense EMU both new 2016

EQUIPMENT

Fixed windscreen	yes
------------------	-----



LINSSEN GRAND STURDY 430 AC TWIN

Sprayhood	yes
Bimini	yes
Cockpit cushions	yes
Bathing platform	yes
Boarding ladder	stainless steel
Deck shower	yes
Anchor	
Anchor chain	yes
Windlass	electrical Vetus Alex III 100 W
Davits	stainless steel Whittal
Davits controls	manual
Sea railing	stainless steel
Grab rail (superstructure)	stainless steel
Railing side opening gates	yes
Life raft	Plastimo
Life raft (pers)	container 4
Last life raft survey	2016
Wiper	4 x electric
Horn	electric
Fenders	yes
Mooring lines	yes
TV	Philips
Cockpit speakers	yes
Speakers in salon	yes
Fire extinguisher	yes
Auto extinguisher system	yes



LINSSEN GRAND STURDY 430 AC TWIN



LINSSEN GRAND STURDY 430 AC TWIN



LINSSEN GRAND STURDY 430 AC TWIN



LINSSEN GRAND STURDY 430 AC TWIN



LINSSEN GRAND STURDY 430 AC TWIN



LINSSEN GRAND STURDY 430 AC TWIN



LINSSEN GRAND STURDY 430 AC TWIN



LINSSEN GRAND STURDY 430 AC TWIN



LINSSEN GRAND STURDY 430 AC TWIN




LINSSEN GRAND STURDY 430 AC TWIN



LINSSEN GRAND STURDY 430 AC TWIN



LINSSEN GRAND STURDY 430 AC TWIN




LINSSEN GRAND STURDY 430 AC TWIN




LINSSEN GRAND STURDY 430 AC TWIN



LINSSEN GRAND STURDY 430 AC TWIN




LINSSEN GRAND STURDY 430 AC TWIN



LINSSEN GRAND STURDY 430 AC TWIN



LINSSEN GRAND STURDY 430 AC TWIN



LINSSEN GRAND STURDY 430 AC TWIN



LINSSEN GRAND STURDY 430 AC TWIN

