



DE VALK
YACHT BROKERS



SEALINE SC42



DE VALK
YACHT BROKERS

SEALINE SC42

BROKER'S COMMENTS

Sealine SC42 with 2x Volvo Penta 330 hp. A great luxury and comfortable fast-sailing yacht and very stable with a width of 4.48 m. Equipped with bow- and stern thruster, heating, airconditioning, electric convertible top, extensive outside kitchen, an owner's cabin with a huge bed, private shower and toilet and a guest cabin with its own toilet and shower, a motor yacht with which you can quickly get to a different destination, but also a yacht where you can cruise with great relaxation. Are you looking for a quick one? Then you must have seen this Sealine SC42.

Henk de Vries

SPECIFICATIONS

Dimensions	13.90 x 4.48 x 0.95 (m)	Builder	Sealine
Built	2012	Cabins	2
Material	GRP	Berths	4
Engine(s)	2 x Volvo Penta D6 330 diesel	Hp/Kw	2 x 330.00 (hp), 242.00 (kw)
Asking price	sold (VAT)	Lying	at sales office

CONTACT

Sales office	De Valk Sneek	Telephone	+31 (0)515 42 80 30
Address	Zwolsmanweg 7 8606 KC Sneek NL	E-mail	sneek@devalk.nl

DISCLAIMER

These particulars are given in good faith as supplied but cannot be guaranteed.



GENERAL

Model	SEALINE SC42
Type	motor yacht
LOA (m)	13,90
LWL (m)	10,85
Beam (m)	4,48
Draft (m)	0,95
Air draft (m)	4,75
Headroom (m)	1,95
Year built	2012
Launched	2012
Builder	Sealine
Country	Great Britain
Designer	Bill Dixon
Displacement (t)	11
CE norm	B
Hull material	GRP
Hull colour	white
Hull shape	deep-V
Superstructure material	GRP
Rubbing strake	stainless steel
Deck material	GRP
Deck finish	non-skid moulded in
Cockpit deck finish	teak
Antifouling (year)	2018
Dorades	yes
Window frame	stainless steel
Window material	glass
Deckhatch	yes
Portholes	yes
Insulation	foam



Mast can be lowered	manual
Fuel tank (litre)	polyethylene 600 l.
Fuel tank 2 (litre)	polyethylene 600 l.
Level indicator (fuel tank)	yes
Freshwater tank (litre)	315 l.
Level indicator (freshwater)	yes
Blackwater tank (litre)	165 l.
Level indicator (blackwater)	yes
Blackwater tank extraction	deck extraction
Greywater tank (litre)	165 l.
Level indicator (greywater)	yes
Wheel steering	hydraulic
Inside helm position	yes

ACCOMMODATION

Cabins	2
Berths	4
Interior	oak
Floor	carpet
Open cockpit	yes
Saloon	yes
Headroom saloon (m)	1.95 m.
Sliding roof	electric
Air-conditioning	reverse cycle airco Marine Air Systems 3 zones
Dining room	yes
Dinette	yes
Sliding door to cockpit	yes
Galley	yes
Countertop	Duropol
Sink	stainless steel
Cooker	ceramic EuroKera 3-burner



SEALINE SC42

Gas alarm	3x Fireboy
Microwave/oven combi	Samsung
Fridge	Waeco Coolmatic HDC-270
Freezer	Waeco 3 drawers
Hot water system	220V + engine + boiler Surecal
Water pressure system	electrical
Owners cabin	double bed
Bed length (m)	2.10 m.
Bathroom	en suite
Toilet	en suite
Toilet system	electric Tecma
Wash basin	in the bathroom
Shower	en suite
Guest cabin 1	double bed
Bed length (m)	2.10 m.
Wardrobe	hanging
Bathroom	en suite
Toilet	en suite
Toilet system	electric Tecma
Wash basin	in the bathroom
Shower	en suite
Wet bar	with Plastimo Ceramic outside grill
Extra info	equipped with extensive outdoor kitchen

MACHINERY

No of engines	2
Make	Volvo Penta
Type	D6 330
HP	330
kW	242
Fuel	diesel



Year installed	2012
Maximum speed (kn)	30
Engine hours	350
Engine cooling system	freshwater heat exchanger
Drive	stern
Engine controls	electrical
Engine controls	electrical
Bowthruster	electric Max Power
Exhaust	watercooled
Propeller type	fixed
Manual bilge pump	1x
Electric bilge pump	2x Attwood
Bilge alarm	Attwood
Electrical installation	12/220V
Generator	silent separator Kohler 11EFOZD
Running hours generator	150
Batteries	8x
Start battery	2x 100Ah
Service battery	6x 100Ah
Battery monitor	yes
Battery charger	Pro Mariner
Shorepower	with cable
Trimtabs	Lenco

NAVIGATION

Compass	Plastimo Contest 130
Electric compass	Raymarine C120/W
Depth sounder	Raymarine ST60+
Log	Raymarine ST60+
Plotter/GPS	Raymarine C120/W



EQUIPMENT

Fixed windscreen	yes
Cockpit cushions	yes
Cockpit table	yes
Bathing platform	Elektrisch bedienbaar
Boarding ladder	stainless steel
Anchor	yes
Anchor chain	yes
Chain counter	Quick CHC 1202M
Windlass	electrical Quick 700S.
Deck wash	yes
Sea railing	stainless steel
Grab rail (superstructure)	stainless steel
Wiper	2X
Horn	air pressure
Fenders	yes
Mooring lines	yes
TV	Samsung flatscreen
TV receiver	DigiTenne
Radio-cd player	JVC KD-DV7402
DVD player	Samsung BluRay
Speakers in salon	yes
Speakers in cabin	yes
Extinguisher in engine room	yes
Auto extinguisher system	yes



SEALINE SC42



SEALINE SC42



SEALINE SC42



SEALINE SC42



SEALINE SC42



SEALINE SC42



SEALINE SC42



SEALINE SC42




SEALINE SC42





SEALINE SC42




SEALINE SC42



SEALINE SC42



SEALINE SC42



SEALINE SC42



SEALINE SC42



SEALINE SC42

