



DE VALK  
YACHT BROKERS



## EMPRESS 40



DE VALK  
YACHT BROKERS

## BROKER'S COMMENTS

GRP motor yacht EMPRESS 40 TURBO, built in 1989, dim.: approx 12.20 x 4.30 x 1.10 m, second steering position on flybridge, ash interior, saloon, 2 cabins, 4 berths, 2 x Caterpillar 375 hp diesels, Onan generator. Well equipped motor yacht. Minimum airdraft 5,30 m.

*Peter van Diggele*

## SPECIFICATIONS

<b>Dimensions</b>	13.20 x 4.50 x 1.10 (m)	<b>Builder</b>	Empress Yachts Ltd.
<b>Built</b>	1989	<b>Cabins</b>	2
<b>Material</b>	GRP	<b>Berths</b>	6
<b>Engine(s)</b>	2 x Caterpillar Diesel	<b>Hp/Kw</b>	2 x 375.00 (hp), 275.63 (kw)
<b>Asking price</b>	sold (VAT )	<b>Lying</b>	at sales office

## CONTACT

<b>Sales office</b>	De Valk Loosdrecht B.V.	<b>Telephone</b>	+31 (0)35 582 90 30
<b>Address</b>	't Breukeleveense Meentje 6 1231LM Loosdrecht / Wijdmeren NL	<b>E-mail</b>	loosdrecht@devalk.nl

## DISCLAIMER

These particulars are given in good faith as supplied but cannot be guaranteed.



## GENERAL

<b>Model</b>	EMPRESS 40
<b>Type</b>	motor yacht Motor yacht
<b>LOA (m)</b>	13,20
<b>LWL (m)</b>	10,80
<b>Beam (m)</b>	4,50
<b>Draft (m)</b>	1,10
<b>Air draft (m)</b>	5,30
<b>Year built</b>	1989
<b>Builder</b>	Empress Yachts Ltd.
<b>Country</b>	Taiwan
<b>Displacement (t)</b>	11
<b>Hull material</b>	GRP
<b>Hull colour</b>	White
<b>Hull shape</b>	Deep-V
<b>Superstructure material</b>	GRP
<b>Rubbing strake</b>	Stainless steel
<b>Cockpit deck finish</b>	Teak
<b>Dorades</b>	yes
<b>Window frame</b>	Aluminium
<b>Flybridge</b>	yes
<b>Radar arch</b>	Non collapsible
<b>Fuel tank (litre)</b>	1.200
<b>Level indicator (fuel tank)</b>	yes
<b>Freshwater tank (litre)</b>	500
<b>Wheel steering</b>	Hydraulic 2x
<b>Flybridge helm position</b>	Hydraulic

## ACCOMMODATION

<b>Cabins</b>	2
<b>Berths</b>	6



# EMPRESS 40

Interior	Ash
Floor	Teak
Saloon	settee
Headroom saloon (m)	2,05
Air-conditioning	Cruisair
Galley	yes
Countertop	yes
Sink	Stainless steel
Cooker	Electric 3
Oven	yes
Fridge	with freezer compartment Engel
Hot water system	220v + engine
Water pressure system	Electrical
Dishwasher	Siemens
Owners cabin	Double bed
Toilet	Electric
Toilet system	yes
Wash basin	in the bathroom
Shower	en suite
Guest cabin 1	Bunk bed
Extra info	Sliding doors

## MACHINERY

No of engines	2
Make	Caterpillar
HP	375,00
kW	275,63
Fuel	diesel
Year installed	1989
Maximum speed (kn)	23
Cruising speed (kn)	18.00



Engine cooling system	Freshwater heatexchanger
Drive	shaft
Engine controls	Bowden cable
Gearbox	Caterpillar
Engine controls	Bowden cable
Bowthruster	Vetus
Propeller type	Fixed
Propeller shaft material	Stainless steel
Electric bilge pump	yes
Electrical installation	12/220 Volt
Generator	wet exhaust Onan 6,5 kW
Start battery	2
Service battery	2
Generator battery	1
Bowthruster battery	1
Battery charger	yes
Shorepower	yes
Trimtabs	yes

## NAVIGATION

Compass	Plastimo
Depth sounder	Autohelm
Log	Autohelm
VHF	Shipmate RS 8115
Autopilot	Cetrek 727
Radar	Virgil RX
GPS	Autohelm

## EQUIPMENT

Fixed windscreen	yes
Cockpit cover	yes



Sun awning	yes
Bathing platform	yes
Boarding ladder	yes
Deck shower	yes
Anchor	yes
Anchor chain	yes
Windlass	Lofrans
Deck wash	yes
Sea railing	Stainless steel
Grab rail (superstructure)	Stainless steel
Railing side opening gates	yes
Wiper	yes
Horn	yes
Radio-cd player	Panasonic



# EMPRESS 40





# EMPRESS 40





# EMPRESS 40



# EMPRESS 40





# EMPRESS 40



# EMPRESS 40





# EMPRESS 40



# EMPRESS 40






# EMPRESS 40





# EMPRESS 40





# EMPRESS 40





# EMPRESS 40





# EMPRESS 40







# EMPRESS 40











# EMPRESS 40

