



LINSSEN 402 SX



LINSSEN 402 SX

BROKER'S COMMENTS

Wel equipped Linssen motor yacht, built in 1992 by Linssen Yachts. The Linssen 402 SX is equipped with two steering positions, radar, chartplotter and much more, the interior is finished with beechwood. She will be auctioned on March 30th 2016 in cooperation with Schipveiling and BVA Auctions. For further details and viewing days go to: <https://en.bva-auctions.com/auction/index/19847> Starting price of the auction EUR. 25.000, offers can be made from March 23th 2016 on the website of BVA.

Peter van Diggele

SPECIFICATIONS

Dimensions	12.35 x 3.85 x 1.35 (m)	Builder	Linssen Yachts
Built	1992	Cabins	2
Material	Steel	Berths	4
Engine(s)	2 x Cummins 6 BTA 5.9M diesel	Hp/Kw	2 x 252.00 (hp), 185.22 (kw)
Asking price	sold (VAT)	Lying	contact Loosdrecht

CONTACT

Sales office	De Valk Loosdrecht B.V.	Telephone	+31 (0)35 582 90 30
Address	't Breukeleveense Meentje 6 1231LM Loosdrecht / Wijdmeren NL	E-mail	loosdrecht@devalk.nl

DISCLAIMER

These particulars are given in good faith as supplied but cannot be guaranteed.



GENERAL

Model	LINSSEN 402 SX
Type	motor yacht
LOA (m)	12,35
LWL (m)	10,10
Beam (m)	3,85
Draft (m)	1,35
Air draft (m)	2,74
Headroom (m)	2,00
Year built	1992
Builder	Linssen Yachts
Country	The Netherlands
Displacement (t)	12
Ballast (tonnes)	5
Hull material	steel
Hull colour	off-white
Hull shape	multi hard chine
Superstructure material	steel
Rubbing strake	rubber
Deck material	steel
Deck finish	teak
Window frame	aluminium
Window material	glass
Radar arch	collapsible Aluminium
Fuel tank (litre)	2x 500
Level indicator (fuel tank)	yes
Freshwater tank (litre)	2x 220
Wheel steering	hydraulic
Inside helm position	yes
Outside helm position	hydraulic
Extra info	teak decks needs maintenance



ACCOMMODATION

Cabins	2
Berths	4
Interior	beech
Floor	carpet
Aft deck	yes
Saloon	Ligth saloon with U-shaped settee and large sun roof
Headroom saloon (m)	2,00
Heating	diesel ducted hot air Eberspächer D4-L
Aft Cabin	yes
Dinette	yes
Dinette to convert into berth	Double berth
Galley	yes
Countertop	yes
Sink	yes
Cooker	ceramic Siemens 4-burner
Microwave	Panasonic
Fridge	with freezer compartment
Hot water system	50 L Rheinstrom boiler
Water pressure system	electrical
Owners cabin	double bed
Wardrobe	hanging and drawers
Bathroom	en suite
Toilet	en suite
Toilet system	manual
Wash basin	in the bathroom
Shower	separate
Guest cabin 1	v-bed
Wardrobe	drawers
Bathroom	en suite
Toilet	en suite



Toilet system	manual
Wash basin	in the bathroom
Shower	en suite

MACHINERY

No of engines	2
Make	Cummins
Type	6 BTA 5.9M
HP	252,00
kW	185,22
Fuel	diesel
Maximum speed (kn)	18
Cruising speed (kn)	10
Engine hours	1955
Engine cooling system	freshwater heat exchanger
Drive	shaft
Engine controls	bowden cable
Gearbox	hydraulic
Bowthruster	electric
Exhaust	watercooled
Propeller type	fixed
Propeller blades	4
Propeller shaft material	stainless steel
Shaft lubrication	water
Manual bilge pump	1x
Electric bilge pump	3x
Generator	Onan 6,5 kW
Running hours generator	470
Batteries	4x 100 ah
Battery charger	yes
Shorepower	with cable



Trimtabs

TX

NAVIGATION

Electric compass

Logic

Depth sounder

VDO

Log

AdvanSea S 400

VHF

Shipmate

Autopilot

Simrad AP 16

Rudder angle indicator

VDO

Radar

Simrad CX 44

GPS

Raytheon

Plotter

Raytheon RG 520

Searchlight

yes

EQUIPMENT

Sprayhood

yes

Bathing platform

Teak + stainless steel

Boarding ladder

stainless steel

Deck shower

yes

Anchor

yes

Anchor chain

40M

Windlass

electrical

Sea railing

stainless steel

Grab rail (superstructure)

stainless steel

Wiper

yes

Radio-cd player

Alpine





**This yacht will be auctioned,
for further details please visit www.devalk.nl**

**Dit schip zal worden geveild,
voor meer informatie gaat u naar www.devalk.nl**

**Dieses Schiff wird versteigert,
für weitere informationen besuchen Sie www.devalk.nl**


WWW.DEVALK.NL




LINSSEN 402 SX



LINSSEN 402 SX




LINSSEN 402 SX



LINSSEN 402 SX




LINSSEN 402 SX



LINSSEN 402 SX




LINSSEN 402 SX



LINSSEN 402 SX



LINSSEN 402 SX



LINSSEN 402 SX




LINSSEN 402 SX



LINSSEN 402 SX



LINSSEN 402 SX



LINSSEN 402 SX




LINSSEN 402 SX



LINSSEN 402 SX



LINSSEN 402 SX



LINSSEN 402 SX

